




# Scores

Mativ

2025




Mativ

## Overall scores

Score visibility	 Climate change	 Forests	 Water security
Private			
If you were requested by any Supply Chain members or Capital Markets Signatories, they can see these scores.	B	-	-
Public			
Visible on your organization's profile on the CDP website.	B	-	-
		You were requested but did not disclose.	You were requested but did not disclose.

## Category scores

Category scores are combined to produce your overall score. Some categories have a higher weighting than others to reflect their importance, which varies depending on your sector. Not all categories are relevant to every environmental issue. [View scores guidance](#).

Category name	 Climate change	 Forests	 Water security
Business Strategy	A-	-	-
Commodity Visibility and Reporting	-	-	-
Context	A	-	-
DCF Status	-	-	-
Dependencies, Impacts, Risks and Opportunities Process	A	-	-
Emissions Reduction Initiatives	-	-	-
Emissions Reduction Initiatives and Low Carbon Products	A	-	-
Energy	B-	-	-
Engagement in Activities and Initiatives	-	-	-

Environmental Policies	B-	-	-
Governance	A-	-	-
Opportunity Disclosure	A	-	-
Portfolio Impact	-	-	-
Pricing Environmental Externalities	C	-	-
Public Policy Engagement and Industry Collaboration	C	-	-
Risk Disclosure	A	-	-
Scope 1 and 2 Emissions	B	-	-
Scope 1, 2 and 3 Emissions	-	-	-
Scope 3 Emissions	A-	-	-
Targets	C-	-	-
Value Chain Engagement	A-	-	-
Verification (Incl. Emissions)	A	-	-
Water Accounting	-	-	-
Water Pollution Management Procedures	-	-	-