

LIGAND

Biopharma's Technology
and Capital Partner

Third Quarter 2024 Financial Results

NOVEMBER 7, 2024

Safe Harbor Statement and Disclaimers

- This presentation contains forward-looking statements, as defined in Section 21E of the Securities Exchange Act of 1934, by Ligand and its partners that involve risks and uncertainties and reflect Ligand's and its partners' judgment as of the date of this presentation. All statements, other than statements of historical fact, could be deemed to be forward-looking statements, including statements that express Ligand's or its partners' opinions, expectations, objectives, assumptions, plans or projections regarding future events or future results. In some instances, words such as "plans," "believes," "expects," "anticipates," and "will," and similar expressions, are intended to identify forward-looking statements. Readers are cautioned not to place undue reliance on these forward-looking statements, which reflect our good faith beliefs (or those of the indicated third parties) and speak only as of the date hereof. These forward-looking statements include, without limitation: Ligand's ability to expand its portfolio with life sciences royalty opportunities; the timing of clinical and regulatory events of Ligand's partners, including the timing of clinical and regulatory events of Ligand's partners, including the expected commercial launch of ZELSUVMI or any other product; the timing of the initiation or completion of preclinical studies and clinical trials by Ligand and its partners; the timing of product launches by Ligand or its partners; and the anticipated benefits from the Apeiron transaction and current portfolio regarding the full-year 2024 financial results. Actual events or results may differ from Ligand's expectations due to risks and uncertainties inherent in Ligand's business, including, without limitation: Ligand relies on collaborative partners for milestone payments, royalties, materials revenue, contract payments and other revenue projections and may not receive expected revenue; Ligand may not receive expected revenue from Captisol material sales; Ligand and its partners may not be able to timely or successfully advance any product(s) in its or their internal or partnered pipeline(s) or receive regulatory approval and there may not be a market for the product(s) even if successfully developed and approved; Ligand may not achieve its revenue guidance for 2024; Ligand faces competition in acquiring royalties and locating suitable royalties to acquire; Ligand may not be able to create future revenues and cash flows through acquisition of royalties or by developing innovative therapeutics; products under development by Ligand or its partners may not receive regulatory approval, the total addressable market for our partners' products may be smaller than estimated; Ligand faces competition with respect to its technology platforms which may demonstrate greater market acceptance or superiority; Ligand is currently dependent on a single source sole supplier for Captisol and failures by such supplier may result in delays or inability to meet the Captisol demands of its partners; Ligand's partners may change their development focus and may not execute on their sales and marketing plans for marketed products for which Ligand has an economic interest; Ligand's and its partners' products may not be proved to be safe and efficacious and may not perform as expected, and uncertainty regarding the commercial performance of such products; Ligand or its partners may not be able to protect their intellectual property, and patents covering certain products and technologies may be challenged or invalidated; Ligand's partners may terminate or attempt to terminate any of its agreements or development or commercialization of any of its products; Ligand and its partners may experience delays in the commencement, enrollment, completion or analysis of clinical testing for its product candidates, or significant issues regarding the adequacy of its clinical trial designs or the execution of its clinical trials; challenges, costs and charges associated with integrating acquisitions with Ligand's existing businesses; Ligand may not be able to successfully implement its strategic growth plan and continue the development of its proprietary programs; restrictions under Ligand's credit agreement may limit its flexibility in operating its business and a default under the credit agreement could result in a foreclosure of the collateral securing such obligations; changes in general economic conditions, including as a result of war, conflict, epidemic diseases or political event such as the U.S. 2024 presidential and congressional elections and ongoing or future litigation could expose Ligand to significant liabilities and have a material adverse effect on Ligand; and other risks and uncertainties described in our public filings with the Securities and Exchange Commission (the "SEC"), available at www.sec.gov. Information regarding partnered products and programs comes from information publicly released by our partners. Our trademarks, trade names and service marks referenced herein include Ligand, Captisol and ZELSUVMI, a Novan product. Each other trademark, trade name or service mark appearing in this presentation belongs to its owner.
- The process for reconciliation between the non-GAAP adjusted financial numbers and corresponding GAAP figures is usually shown in the quarterly earnings press release or the fiscal year annual report, available at <https://investor.ligand.com/news-and-events/press-releases/>. However, other than with respect to total revenues, Ligand only provides financial guidance on an adjusted basis and does not provide reconciliations of such forward-looking adjusted measures to GAAP due to the inherent difficulty in forecasting and quantifying certain amounts that are necessary for such reconciliation.
- All forward looking statements are qualified in their entirety by this cautionary statement, and Ligand undertakes no obligation to revise or update this presentation to reflect events or circumstances or updated third party research numbers occurring after the date hereof. This caution is made under the safe harbor provisions of Section 21E of the Securities Exchange Act of 1934.

Q3 '24 Highlights



FINANCIAL

Strong financial performance

58% total revenue growth, 33% growth in royalties

Revenue and earnings guidance raised for the second time in 2024

Cash and investments of \$220 million, no debt, access to \$125 million (expandable to \$175 million) through credit facility



BUSINESS DEVELOPMENT

Highly productive, rigorous process

Invested approximately \$300 million over the last 12 months

Continued robust activity in business development pipeline

Pelthos incubation continues, expect commercial launch in first half of 2025



ROYALTY PORTFOLIO

Continued growth in 2024

Portfolio today includes 12 major commercial stage royalty assets, partnered with premier global marketers (e.g., Amgen, Merck, Sanofi)

Capvaxive ACIP lowered recommended age for adult pneumococcal vaccination from 65 to 50

Filspari full approval and label expansion received on September 5, 2024



STRATEGIC DIFFERENTIATION

Financials, advantage, team

Long-term royalty revenue CAGR >22%, adjusted EPS >25%

Inefficient market with inexhaustible demand for capital

Track record of accomplishments, building a diversified portfolio

Ligand Strategic Differentiation

STRONG FINANCIALS

High-margin / high-growth strategy

Superior P&L, low op-ex with lean operations, high profits per employee

Predictable and diversified growth

ADVANTAGEOUS STRATEGY

High Demand: Inefficient market with inexhaustible demand for capital

Superior Information: Extensive due diligence and information available under confidentiality vs. public equity investing

Flexible Structures: Customized investment structures with non-dilutable interests

Exclusivity: Create vs. compete for deals. Novel tactics / structures enable high volume of sourcing and high investment selectivity

Scalable: Only limitations to growth are execution and access to capital

EXPERIENCED TEAM

Track record of accomplishments, building a diversified portfolio

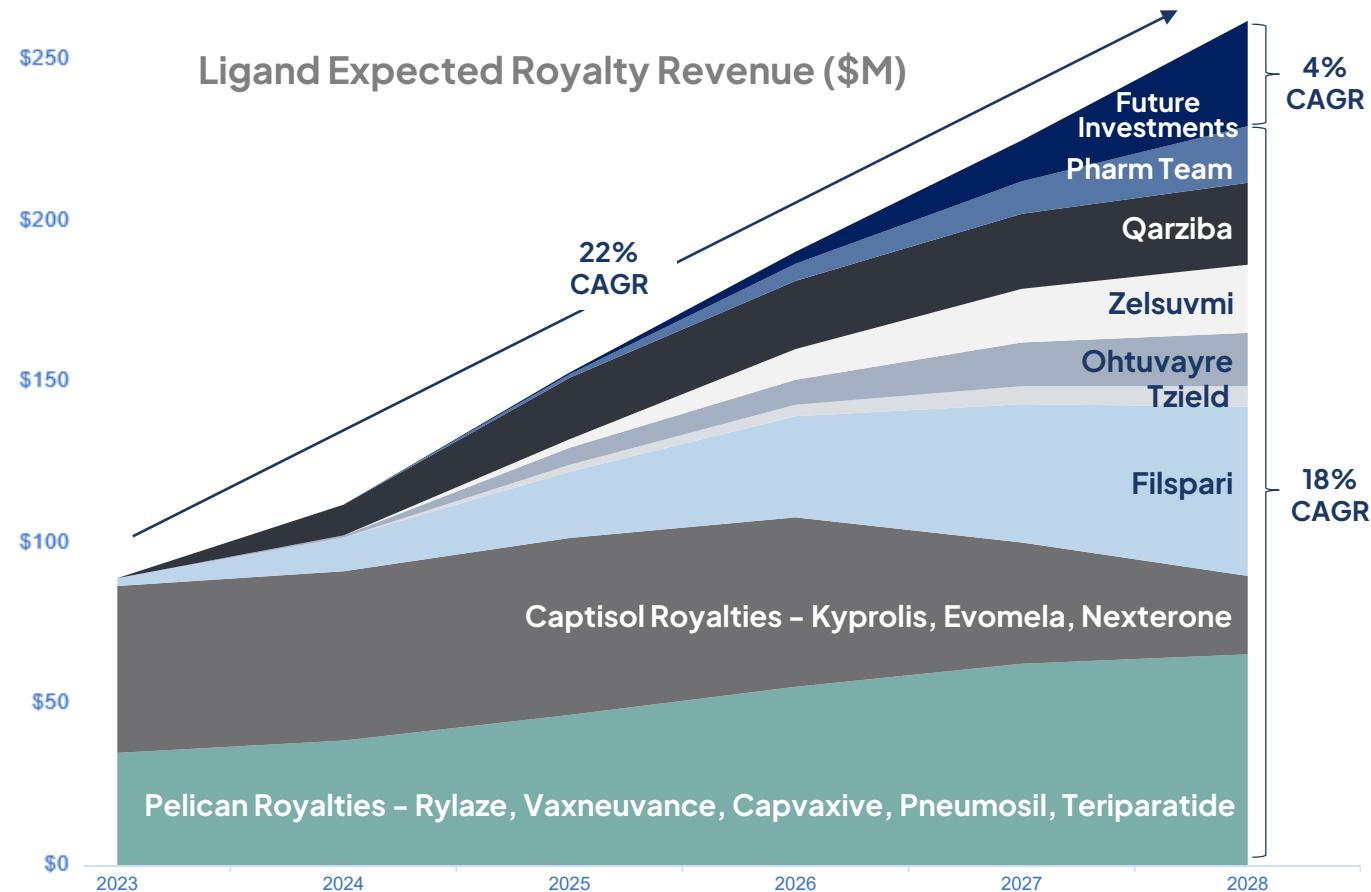


Looking Ahead To 2028

Expected Royalty Revenue CAGR > 20%

Current portfolio of commercial and late-stage programs + new deals drive growth¹

- 5-year royalty revenue outlook on pace to exceed 22% CAGR previously shared at analyst day in December 2023
- Existing commercial programs and late-stage pipeline (“Pharm Team”) now supports Royalty Revenue CAGR of 18% (above the previous estimated 16% CAGR)
- Pharm Team includes Agenus’ BOT/BAL, Viking’s VK-2809, Palvella’s PTX-022 and 15 other mid to late-stage programs
- Operating leverage gained from lean corporate cost structure results in an expected adjusted EPS > \$10 per share in 2028

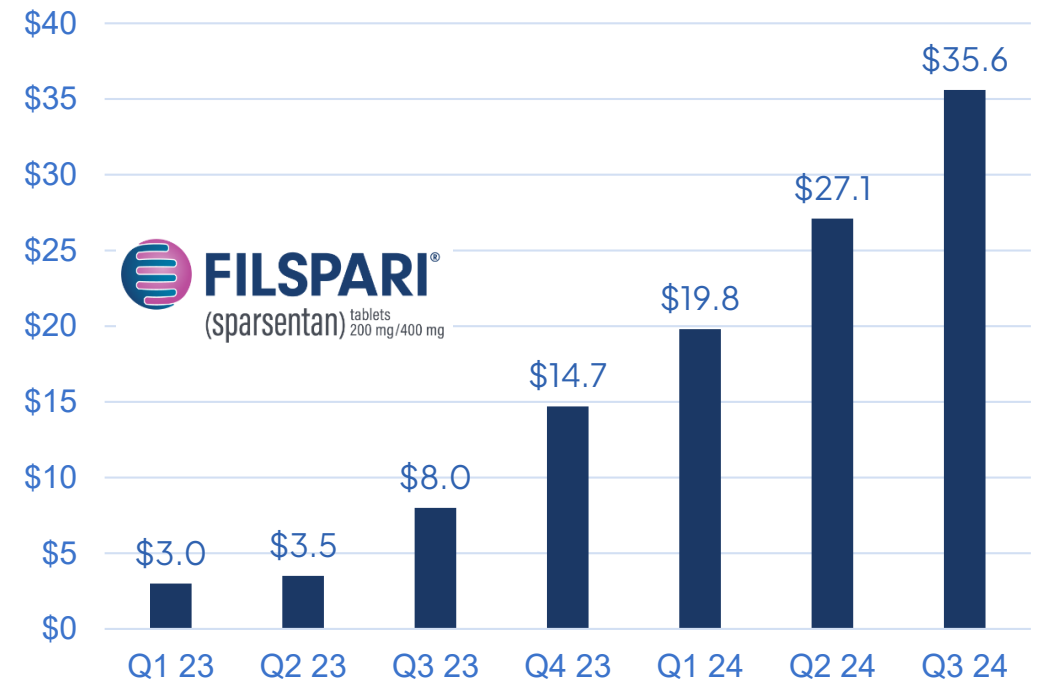


Traverse's FILSPARI – Significant Progress in IgAN

Q3 24 sales represent a 31% increase from prior quarter

- FILSPARI is the first and only non-immunosuppressive approved for treatment of IgA nephropathy (IgAN)
 - Received full approval in IgAN in September 2024
 - FDA also expanded the labeled indication to slow kidney function decline in adults with IgAN at risk of disease progression
- New data presented at the American Society of Nephrology showing nearly 60% of patients achieved complete remission at any point of time in the treatment period with FILSPARI as a first in line treatment
- CSL Vifor launched in Germany and Austria and received temporary marketing approval in Switzerland

FILSPARI Quarterly Sales (\$M)



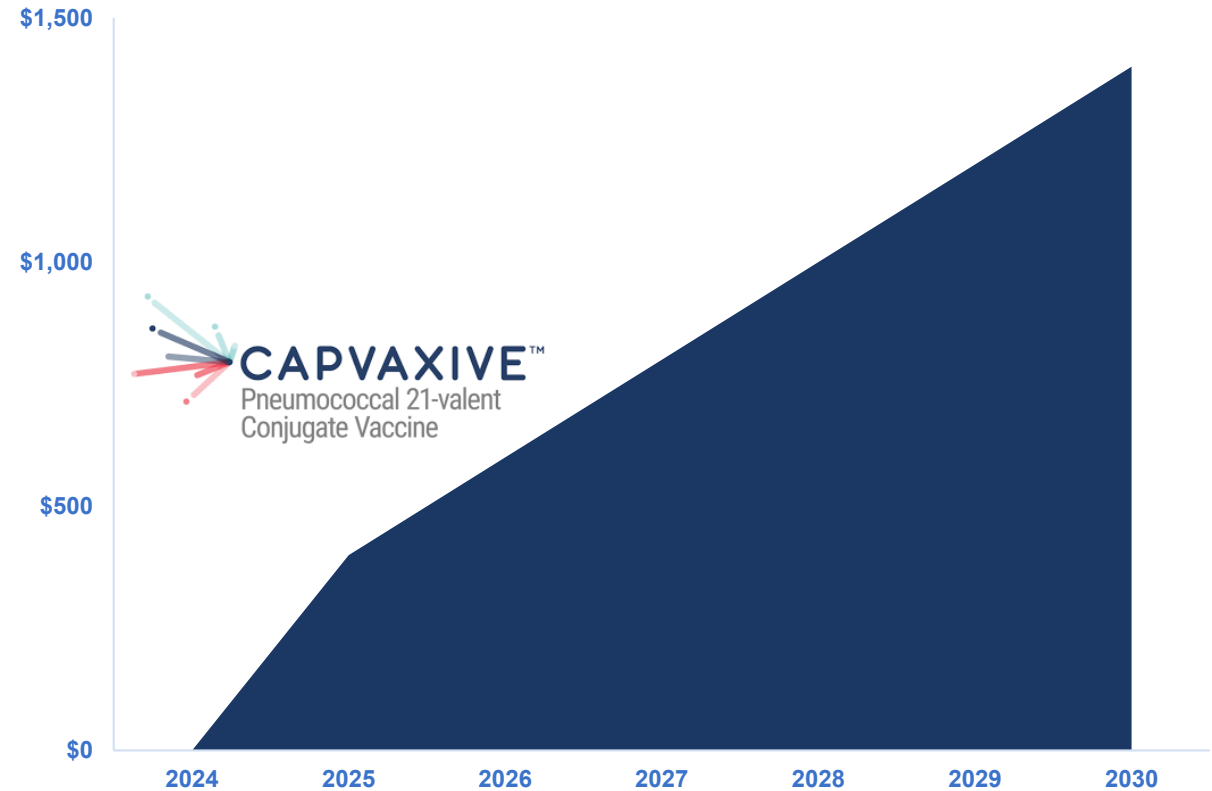
Travere's FILSPARI – FSGS Potential

- Travere has scheduled a Type C meeting with the FDA to discuss a regulatory pathway for FILSPARI in FSGS
 - Travere is preparing an sNDA
- We attended the PARASOL workshop with the FDA
 - PARASOL has examined 26 global FSGS databases, worked with regulators, scientists, and the patient community to propose evidence for proteinuria as an endpoint for FSGS
 - FDA is pivoting to see if there is a new definition of response with strong and consistent rationale in FSGS
- Approval in FSGS would represent the first FDA approved treatment, an important milestone for the FSGS community

Portfolio Update: CAPVAXIVE Launch & Eligibility Expansion

- 21-valent pneumococcal vaccine designed specifically for adults and approved in June 2024 in individuals 18 years of age and older
- In June 2024, ACIP unanimously recommended CAPVAXIVE for all adults aged 65+ and adults aged 19-64 with underlying conditions who have not received a previous vaccination
 - This ACIP recommendation matches that of PCV20
- In October 2024, ACIP recommended CAPVAXIVE for all adults aged 50+ and adults aged 19-64 with underlying conditions who have not received a previous vaccination

CAPVAXIVE Analyst Projections (\$M)

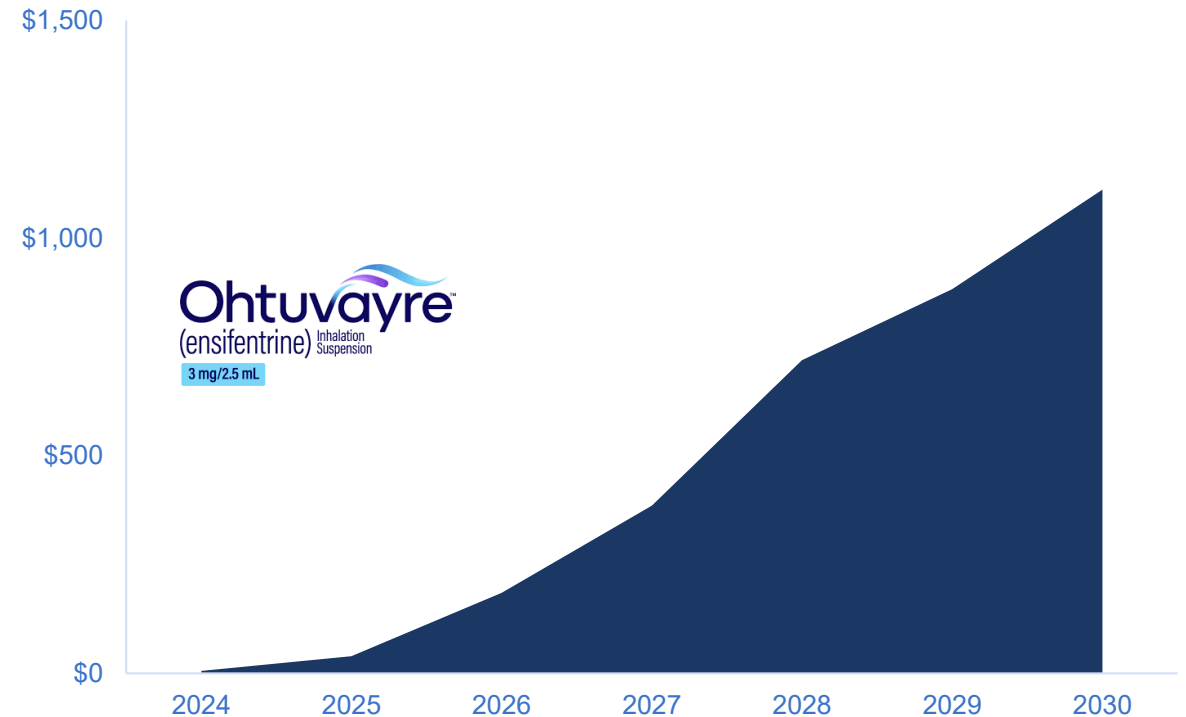


- Estimated global peak sales of ~\$1.5B
- Ligand receives low single digit royalties on global sales

Portfolio Update: Ohtuvayre Launch in COPD

- Strong launch with sales of \$5.6M and October net sales that exceed total third quarter sales
- In 12 weeks, ~30% of 2,500 tier 1 HCP have prescribed Ohtuvayre
- Initial feedback from both patients and HCPs focus on the potential of Ohtuvayre to deliver meaningful impact against COPD, regardless of disease severity and background therapy. Early experience is extremely encouraging and supported by early refill data
- Verona launched Ohtuvayre in Q3 2024 in the US with ~120 field personnel at a WAC of \$2,950/month
- Verona's partner in Greater China, Nuance Pharma, completed Phase 3 enrollment and expects trial results in 2025

Ohtuvayre Analyst Projections (\$M)



- Significant \$10.5B US addressable market opportunity
- Peak US annual sales estimated to reach ~\$1-1.5B
- ~3% royalty

Q3'24 Financial Highlights

Total Revenue
\$51.8M

58% increase vs Q3 2023

Royalty Revenue
\$31.7M

33% increase vs Q3 2023

Core Adjusted EPS**
\$1.84

80% increase vs Q3 2023

Deployable Capital
\$345M

\$220M in cash and investments* plus
\$125M credit facility

* \$219.6M in cash and investments as of September 30, 2024

** See non-GAAP reconciliation in the third quarter 2024 earnings press release.

Q3 '24 Financial Performance

\$ in millions, except for per share amounts

	Three Months Ended September 30,	
	2024	2023
Revenues and other income:		
Royalties	\$31.7	\$23.9
Captisol	6.3	8.6
Contract revenue and other income	13.8	0.4
Total revenues and other income	51.8	32.9
Costs and expenses:		
Cost of Captisol	2.4	3.5
Amortization of intangibles	8.3	8.2
R&D expense	5.7	5.5
G&A expense	24.5	14.7
Fair value adjustments to partner program derivatives	7.8	-
Total Operating Expenses	48.7	31.9
Gain on sale of Pelican	-	2.1
GAAP Operating income	3.1	3.1
Gain (loss) from short-term of investments	2.4	(13.2)
Other expenses, net	(11.9)	(2.0)
Income tax (expense) benefit	(0.8)	1.9
GAAP net loss from Ops	(7.2)	(10.3)
(Core) Non-GAAP net income*	\$35.3	\$18.0
GAAP Diluted EPS	\$(0.39)	\$(0.59)
Non-GAAP Diluted EPS	\$1.84	\$1.02

- Increase in total revenue driven by milestone earned upon the \$13.5 million commercial launch of Ohtuvayre and growing royalty revenue
- Royalty revenue growth driven by QARZIBA, KYPROLIS and FILSPARI. Traverso reported Q3 2024 FILSPARI sales of \$35.6 million versus \$8.0 million in Q3 2023
- Increase in G&A expense driven by one-time non-cash stock award modification and costs associated with incubating the Pelthos business
- Return of certain Agenus assets results in ~\$8 million derivative asset adjustment
- Increase in Other expenses driven primarily by a reduction in the fair value of Agenus warrants

Ligand 2024 Financial Guidance Update

	2023 Reported Results	2024 Prior Guidance	2024 Updated Guidance	Guidance Change ²	
Royalty Revenue	\$84M	\$100 - 105M	\$105-108M	+\$4M (4%)	
Captisol Sales	\$28M	\$25 - 27M	\$27-29M	+\$2M (8%)	
Contract Revenue	\$19M	\$15 - 25M	\$28M	\$8M (40%)	YoY Growth³ (%)
Total Core Revenue	\$131M	\$140 - 157M	\$160-165M	+\$14M (9%)	+\$32M (24%)
Adjusted Core EPS¹	\$4.06	\$5.00 - 5.50	\$5.50-\$5.70	+\$0.35 (7%)	+\$1.54 (38%)

1. Excludes gains from short-term investments on the sale of Viking Therapeutics stock.

2. Calculated using midpoint of guidance range.

3. Calculated using 2023 YE figures vs 2024 updated FY guidance.



Q&A

LIGAND