

CREATING INNOVATIVE CANCER THERAPIES BY LEVERAGING UNDEREXPLOITED BIOLOGICAL OPPORTUNITIES

August 2019

NYSE: RCUS

ARCUS BIOSCIENCES

FORWARD-LOOKING STATEMENTS/SAFE HARBOR

This presentation contains forward-looking statements about Arcus Biosciences, Inc. ("we," "Arcus" or the "Company") made pursuant to the safe harbor provisions of the Private Securities Litigation Reform Act of 1995. All statements other than statements of historical facts contained in this presentation are forward-looking statements, including statements about our strategy, advantages, capabilities, potential of our product candidates and development strategies, clinical and biomarker development plans, milestones, timelines, breadth and pace of our development programs and pipelines, and anticipated operating expenses and capital expenditure requirements. These forward-looking statements are subject to a number of risks, uncertainties and assumptions that may cause actual results to differ materially from those contained in any forward-looking statements we may make, including, but not limited to: the inherent uncertainty associated with pharmaceutical product development and clinical trials; delays in our clinical trials due to difficulties or delays in the regulatory process, enrolling subjects or manufacturing or supplying product for such clinical trials; changes in the competitive landscape; risks associated with preliminary data and the emergence of adverse events or other undesirable side effects; differences in interpretation of our clinical trial results; difficulties or delays in developing and validating biomarkers and related assays; our limited operating history and our ability to manage our growth; and risks regarding our license and collaboration agreements and our ability to obtain and maintain intellectual property protection for our product candidates.

We operate in a very competitive and rapidly changing environment. New risks emerge from time to time. It is not possible for our management to predict all risks, nor can we assess the impact of all factors on our business or the extent to which any factor, or combination of factors, may cause actual results to differ materially and adversely from those anticipated or implied in the forward-looking statements. Further information on these and other factors that could affect the forward-looking statements made herein are described in our most recent Annual Report on Form 10-K and Quarterly Report on Form 10-Q filed with the U.S. Securities and Exchange Commission.

You should not rely upon forward-looking statements as predictions of future events. Except as required by law, neither we nor any other person assumes responsibility for the accuracy and completeness of the forward-looking statements. We undertake no obligation to update publicly any forward-looking statements for any reason after the date of this presentation to conform these statements to actual results or to changes in our expectations.

The Arcus name and logo are the property of Arcus. All other trademarks included herein are the property of their respective owners and are used for reference purposes only. Such use should not be construed as an endorsement of Arcus.

CREATING INNOVATIVE BEST-IN-CLASS CANCER THERAPIES

Leverage Underexploited Biological Targets in Promising Pathways	*Pioneering drug discovery efforts with initial focus on ATP-adenosine pathway*
Clinical Stage Pipeline	*Four clinical compounds; lead program advancing into multiple Ph1b expansion cohorts*
Broad Portfolio	*Ability to maximize development and commercial potential of combinations*
World-class Drug Discovery Engine	*Comprehensive and accomplished R&D team built from inception to support ongoing innovation*
Proven Track Record	*Successful management team with extensive expertise in immuno-oncology/oncology*
Well Capitalized	*$224.4 million in cash and investments at 6/30/19: sufficient to fund operations into 2021*

EXTENSIVE & EXPANDING PORTFOLIO OF ONCOLOGY PROGRAMS

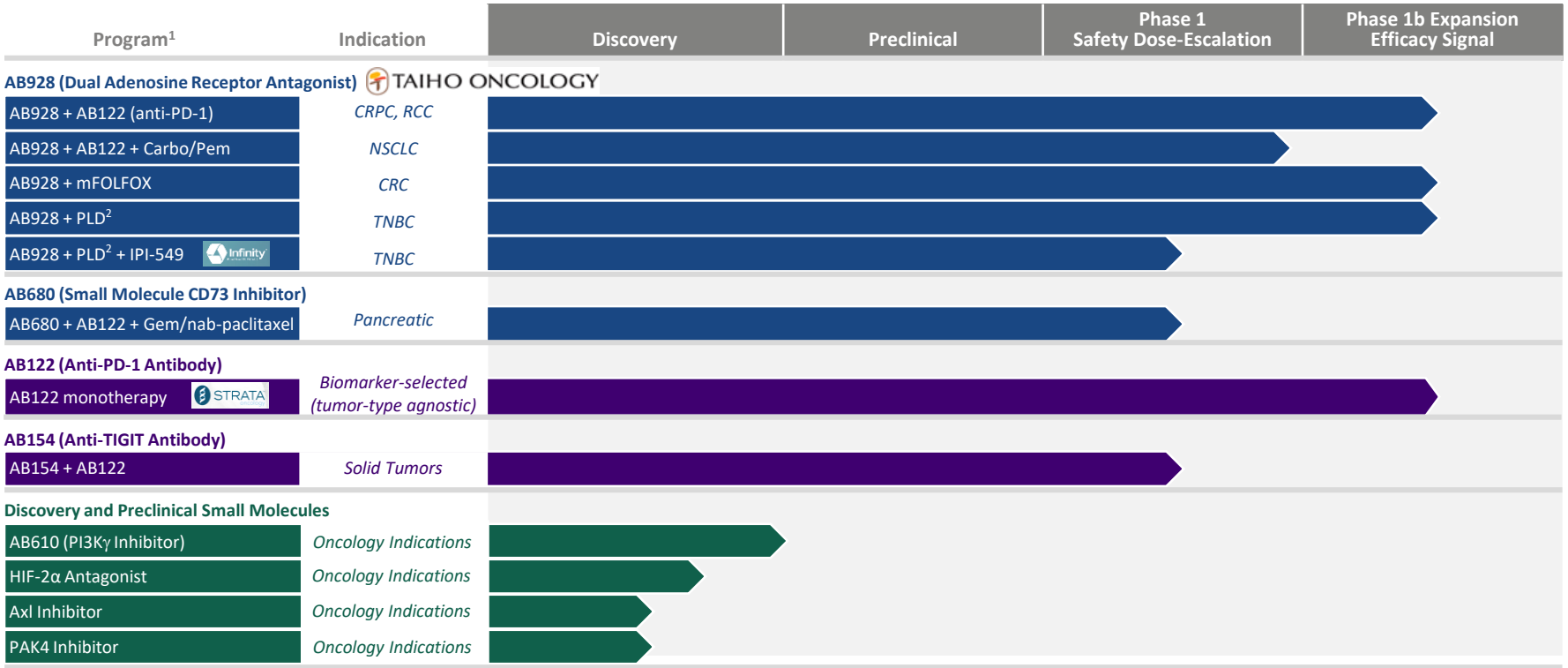

1) Taiho has an option to Arcus's programs in Japan and certain other Asian territories (excluding China) over a 5-year term. Taiho partnership generates $35M in guaranteed payments over 3 years, additional opt-in payments, milestones and tiered-royalties. AB928 option exercised July 2018.
2) Pegylated liposomal doxorubicin.
CRPC = castration-resistant prostate cancer, RCC = renal cell cancer, NSCLC = Non-small cell lung cancer, CRC = colorectal cancer, GEC = gastric-esophageal cancer, TNBC = triple-negative breast cancer

EXTENSIVE & EXPANDING PIPELINE WITH MULTIPLE DATA READOUTS IN THE NEXT 12-18 MONTHS

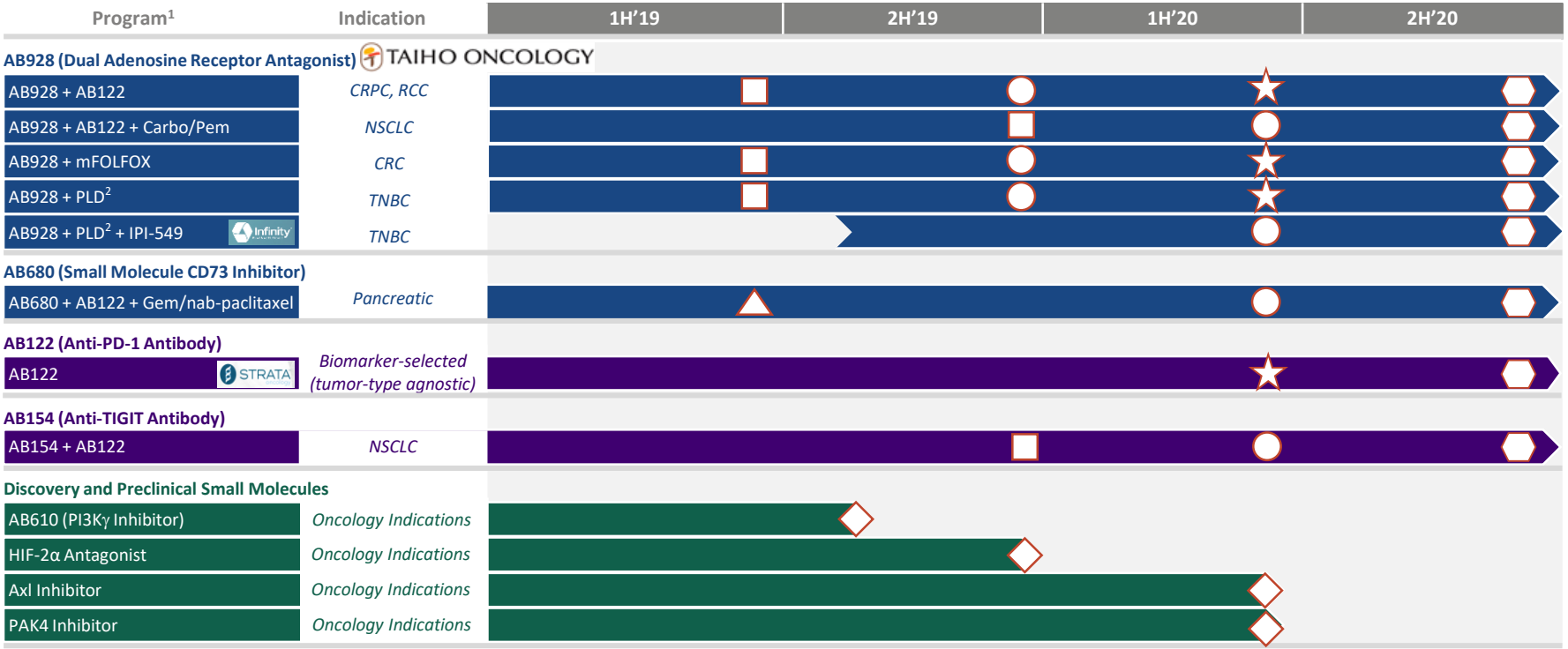

1) Taiho has an option to Arcus's programs in Japan and certain other Asian territories (excluding China) over a 5-year term. Taiho partnership generates $35M in guaranteed payments over 3 years, additional opt-in payments, milestones and tiered-royalties. AB928 option exercised July 2018. 2) Pegylated liposomal doxorubicin.

CRPC = castration-resistant prostate cancer, RCC = renal cell cancer, NSCLC = Non-small cell lung cancer, CRC = colorectal cancer, GEC = gastric-esophageal cancer, TNBC = triple-negative breast cancer

◇ Clinical Dev Candidate

△ HV Ph1 dose-escalation data

□ Initial Ph1 dose-escalation safety/PK/PD data

○ Maturing Ph1 dose-escalation safety/PK/PD data

☆ Initial Ph1 expansion efficacy data

⬡ Maturing Ph1 expansion efficacy data (randomized data possible in some studies)

BUILD LEADERSHIP TEAM WITH SIGNIFICANT CONTENT EXPERTISE EARLY-ON TO ENSURE LONG-TERM SUCCESS

ARCUS BIOSCIENCES



Terry Rosen, Ph.D.
Chief Executive Officer & Founder

30+ years leading, founding and building successful biopharma organizations and developing novel molecules, including founding and $1.25B sale of Flexus to BMS

FLEXUS BIOSCIENCES
AMGEN
Tularik
Pfizer
Abbott



Juan Jaen, Ph.D.
President & Founder

30+ years leading, founding and building successful biopharma organizations and developing novel molecules, including founding and $1.25B sale of Flexus to BMS

FLEXUS BIOSCIENCES
ChemoCentryx
AMGEN
Tularik
WARNER LAMBERT



Rekha Hemrajani
Chief Operating & Financial Officer

Expertise in business development, finance and strategic planning within oncology/immuno-oncology

ONYX PHARMACEUTICALS
FLX BIO
EXELIXIS
CREDIT SUISSE FIRST BOSTON
LEHMAN BROTHERS



William Grossman, M.D., Ph.D.
Chief Medical Officer

Expertise leading global immuno-oncology clinical organizations, including direct accountability for 50+ early-to-late-stage trials

Genentech
A Member of the Roche Group
Bellicum PHARMACEUTICALS
Roche
abbvie
MERCK



Eric Hoefer
Chief Commercial Officer

Expertise leading global immuno-oncology commercial organizations and development strategies, including the launch of 15 new medicines

AstraZeneca
Genentech
A Member of the Roche Group
Roche
INTERMUNE
GlaxoWellcome

KEY PROGRAM HIGHLIGHTS

AB928 ***Dual Adenosine Receptor Antagonist***	• **Excellent safety, PK, PK/PD profile established in 3 combination settings** • **Progressing into multiple Phase 1b expansion trials, including prostate cancer (across several lines of therapy), renal cell cancer, mut-EGFR NSCLC, triple-negative breast cancer, and colorectal cancer**
AB680 ***Small Molecule CD73 Inhibitor***	• **Excellent safety, PK, PK/PD profile in healthy volunteers supports advancement into cancer patients** • **Initiating Phase 1 safety dose-escalation in combination with AB122, gemcitabine and nab-paclitaxel in 1L metastatic pancreatic cancer**
AB122 ***Anti-PD-1 Monoclonal Antibody***	• **IND clearance to initiate a tumor-type agnostic biomarker-selected trial of AB122 monotherapy in advanced solid tumors (in collaboration with Strata Oncology)** • **Backbone for several of our combination trials**
AB154 ***Anti-TIGIT Monoclonal Antibody***	• **Phase 1 safety dose-escalation ongoing, currently in combination with AB122** • **Initiating an expansion study in combination with AB122 in NSCLC**
DISCOVERY & PRECLINICAL	• **Internal small-molecule drug discovery engine with multiple immuno-oncology and cancer cell-intrinsic targets** • **On track to identify a potentially best-in-class HIF-2α clinical development candidate in 2019**



AB928

SMALL MOLECULE $A_{2a}R/A_{2b}R$ ANTAGONIST

ARCUS BIOSCIENCES

THE ATP-ADENOSINE PATHWAY PLAYS A WELL ESTABLISHED, CRITICAL ROLE IN IMMUNE SUPPRESSION

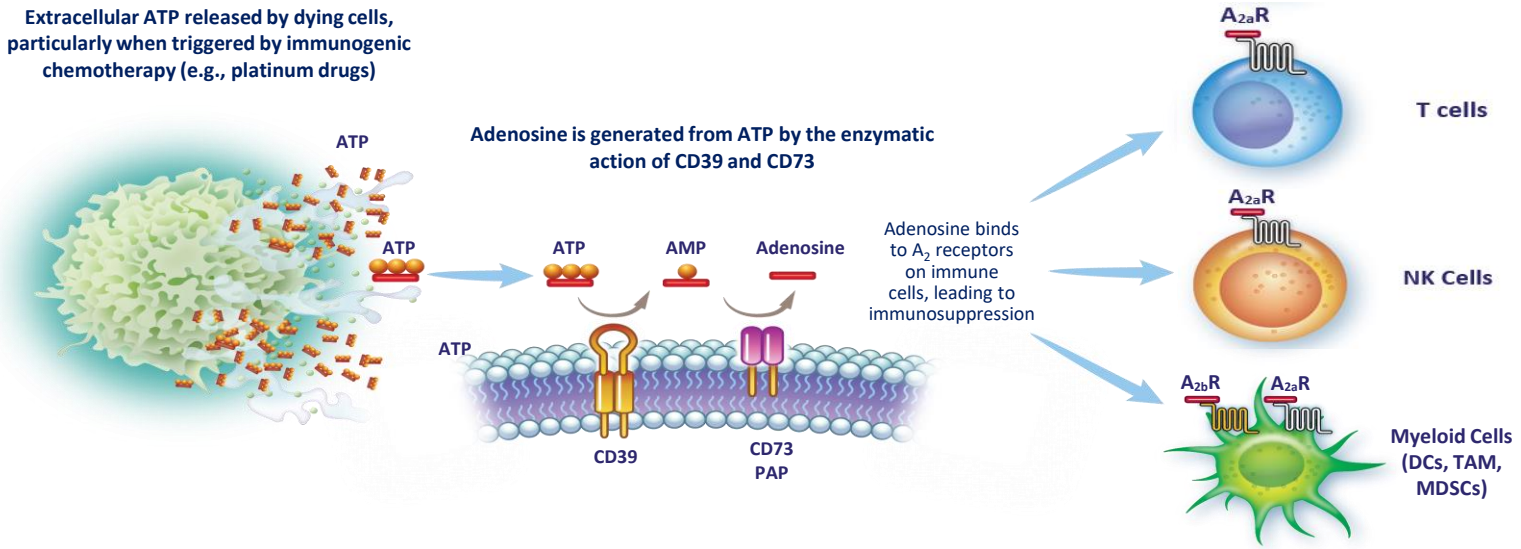

What we know about adenosine:

- High levels of adenosine are present in most tumors
- Adenosine directly blocks T-cell and NK-cell function and activation (mediated by $A_{2a}R$)
- Adenosine induces myeloid cells (dendritic cells, macrophages) to indirectly impair T-cell activation ($A_{2b}R$ effect)
- CD73, the enzyme that generates adenosine, could serve as a target for therapeutic intervention, as well as a biomarker for patient selection
- In certain tumor types, other enzymes (e.g., PAP in Prostate Cancer) can also convert AMP into adenosine

EFFORTS FOCUSED ON THE CD73-ADENOSINE PATHWAY ARE EXPANDING ACROSS THE INDUSTRY

Product (Company)	Target	Key Indications	Phase 1	Phase 2*	Commentary
AZD4635 (AstraZeneca)	$A_{2a}R$	CRPC NSCLC CRC		◆	Reported early efficacy signal in CRPC[1]; large (~280 patients) Phase 1b study (multiple cohorts) ongoing
NIR178 (Novartis)	$A_{2a}R$	NSCLC DLBCL TNBC	◆		Early signals of efficacy reported in NSCLC[2,3]
Oleclumab (AstraZeneca)	CD73 (antibody)	NSCLC Pancreatic TNBC Other solid tumors		◆	Early signals of activity in CRC and pancreatic cancer[4] ; 13 clinical trials ongoing, several of them randomized to combination partner
BMS-986179 (BMS)	CD73 (antibody)	Solid Tumors	◆		Phase 1 data in Apr-18 in combination with nivolumab[5]; currently in a Phase 1/2a trial
NZV930 (Novartis)	CD73 (antibody)	Solid Tumors	◆		Phase 1 study started in 2018; No data reported

* Phase 2 refers to existence of randomized trial in at least one setting

1.Bendell J, Bauer T, Patel M, Falchook G, Karlix JL, et al. 2019. *Cancer Research* 79 (13, suppl.): CT026
2.Chiappori A, Williams CC, Creelan BC, Tanvetyanon T, Gray JE, et al. 2018. *Journal of Clinical Oncology* 36: 9089
3.Chiappori A, Creelan B, Tanvetyanon T, Gray J, Haura E, et al. 2018. *Phase I/II study of the A2AR antagonist NIR178 (PBF-509) combined with the anti-PD-1 monoclonal antibody spartalizumab in patients with advanced NSCLC.*
4.Overman MJ, LoRusso P, Strickler JH, Patel SP, Clarke SJ, et al. 2018. *Journal of Clinical Oncology* 36: 4123
5.Siu LL, Burris H, Le DT, Hollebecque A, Steeghs N, et al. 2018. *Cancer Research* 78 (13, suppl.): CT180

Sources: https://www.clinicaltrials.gov/
CRPC = castration-resistant prostate cancer, NSCLC = Non-small cell lung cancer, CRC = colorectal cancer, DLBCL = diffuse large B-cell lymphoma, TNBC = triple-negative breast cancer

AB928 REPRESENTS A POTENTIALLY BEST-IN-CLASS ADENOSINE RECEPTOR ANTAGONIST

First A_2R antagonist to enter clinical development that:

- Was specifically designed for the oncology setting
- Inhibits **both** the $A_{2a}R$ and $A_{2b}R$ receptors

Multiple advantages over other $A_{2a}R$ antagonists in clinical development:

- Minimal shift in potency due to decreased non-specific protein binding
- Excellent penetration of tumor tissue
- Minimal CNS effects
- Excellent drug properties (PK, etc.)

Differentiated, highly efficient clinical development plan ongoing:

- Believed to be first clinical program to evaluate an A_2R antagonist with chemotherapy

High potency against both the $A_{2a}R$ and $A_{2b}R$ receptors allows for potentially broader activity

Compound	$A_{2a}R$ (IC_{50}, nM)[c]	$A_{2a}R$ (K_B, nM)[d]	$A_{2b}R$ (K_B, nM)[d]
AB928 *(Arcus)*	80	1.4	2.4
CPI-444 [a,b] *(Corvus)*	~10,000	5.4	493
AZD 4635 [a,b] *(AstraZeneca)*	2,600	1.7	64
NIR178 [a,b] *(Novartis)*	~10,000	58	189
Preladenant [a,b] *(Merck)*	785	3.3	3,121

AB928 has ideal pharmacological properties for an oncology drug

Attribute	AB928 Value
Retains potency in physiologically relevant conditions	IC_{50} = 80 nM
High tumor penetration	Tumor : Plasma ratio: >60%
Low CNS permeability (in mouse model)	~ 1% of the concentration found in blood
Full engagement of target across dosing time period in humans	≥90% target inhibition at trough

[a] Arcus data generated with compound samples synthesized or purchased by Arcus.
[b] CPI-444: Structure from AACR, April 2017 (#CT119), synthesized by Arcus; AZD4635: Structure from AACR, April 2017 (#2641), synthesized by Arcus; PBF509: Believed to be NIR178 (based on Pat Appl WO2017025918 and WO2018146612), synthesized by Arcus; Preladenant: Purchased from Ark Pharma (AK-43905).
[c] Measured in human blood CD8+ T cells; CREB is a transcription factor that becomes phosphorylated when A2aR is activated; thus, the level of pCREB inhibition is a measure of the ability of an A2aR antagonist to inhibit A2aR.
[d] K_B is a measure of a compound's thermodynamic ability to bind/block its target receptor; lower K_B values reflect greater potency for a given receptor.

BASED ON THE HEALTHY VOLUNTEER DATA, TARGET INHIBITION OF $A_{2a}R$ IS ACHIEVED AT DOSES BETWEEN 75-150 mg QD

Excellent Pharmacokinetic Profile*

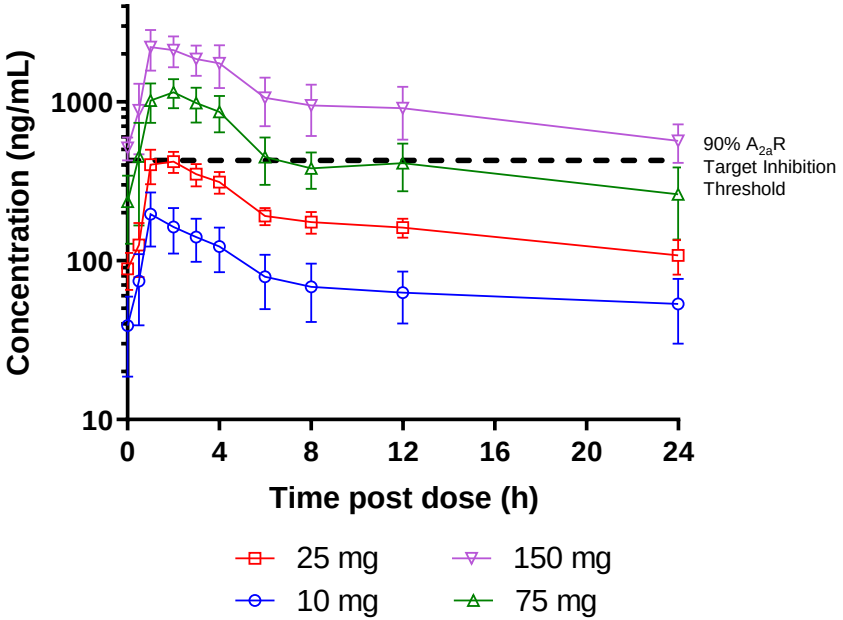

Dose QD	2-hr Post-Dose: AB928 Plasma Conc. (ng/mL)	2-hr Post-Dose: % Inhibition of 5 µM NECA	24-hr Post-Dose: AB928 Plasma Conc. (ng/mL)	24-hr Post-Dose: % Inhibition of 5 µM NECA	
150 mg	**2,113**	**100 %**	**566**	**≥ 90%**	**RDE Dose**
75 mg	**1,148**	**100 %**	**261**	**76 %**	Ph1 Starting Dose
25 mg	420	82 %	108	51 %	
10 mg	163	51 %	53	(12%)**	

*Steady-state data shown

**Some or all dosed subjects were within the range of variation observed in placebo subjects (-39 to 30%). The PK/PD and safety data from the AB928 healthy volunteer study has been published; Seitz et al 2018 Invest. New Drugs doi: 10.1007/s10637-018-0706-6

EXCELLENT SAFETY, PK/PD & EVIDENCE OF IMMUNE RESPONSE DEMONSTRATED in PHASE 1 DOSE ESCALATION STUDIES

- Excellent safety, PK, PK/PD profile established in 3 combination settings
- AB928 + AB122 demonstrated tumor responses and disease stabilization in tumor types generally unresponsive to monotherapy checkpoint inhibition
- Confirmed partial response in a subject with Endometrial Carcinosarcoma (Malignant Mixed Mullerian Tumor), a tumor type with generally low levels of response to PD-(L)1 inhibitors
- Demonstrated evidence of an immune response in ovarian cancer subject (on treatment > 47 weeks as of data cutoff)
  - Subject was low TMB, PD-L1 TPS 1% and CPS 4% (by 22C3), MSS and had very high CD73 expression
  - Increase in activated intra-tumoral CD8+ cells in on-treatment biopsies

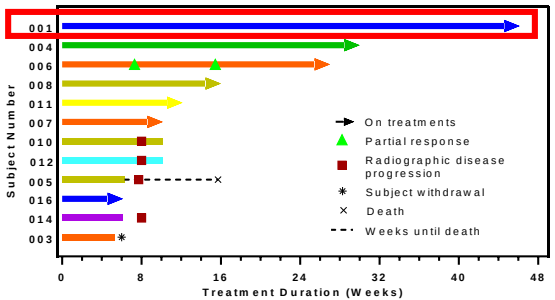

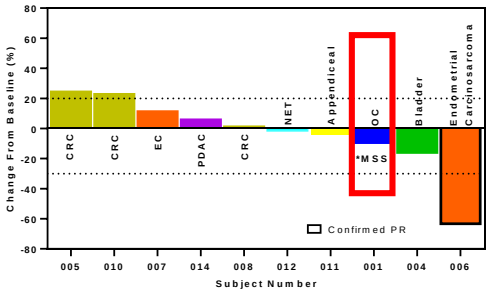

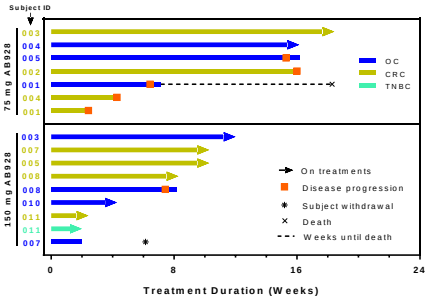

PRELIMINARY AB928 PH1 SAFETY DOSE-ESCALATION DATA: EXCELLENT SAFETY PROFILE OBSERVED THUS FAR

AB928-related ≥ Grade 3 Adverse Event Profile by Treatment Group

Number of Subjects with AE Preferred Term	AB928-002		AB928-003		AB928-004	AB928-005		
	75 mg (n=3)	150 mg (n=5)	75 mg (n=4)	150 mg (n=4)	75 mg (n=3)	75 mg (n=3)	150 mg (n=6)	200 mg (n=3)
Anemia	0	1	1	0	0	0	0	0
Fatigue	0	0	1	0	0	0	0	0
Leukopenia	0	1	0	0	0	0	0	0
Nausea	0	0	1	0	0	0	0	0
Neutropenia	0	1	0	0	0	0	0	0

Summary of Treatment Emergent Adverse Events in AB928 Dose Escalation

Number of Subjects with	AB928-002		AB928-003		AB928-004	AB928-005		
	75 mg (n=3)	150 mg (n=5)	75 mg (n=4)	150 mg (n=4)	75 mg (n=3)	75 mg (n=3)	150 mg (n=6)	200 mg (n=3)
TEAEs, n (%)	3 (100%)	5 (100%)	4 (100%)	4 (100%)	2 (67%)	3 (100%)	5 (83%)	2 (67%)
AB928-related TEAEs, n (%)	2 (67%)	3 (60%)	3 (75%)	4 (100%)	1 (33%)	3 (100%)	4 (67%)	0
Grade 1-2, n (%)	3 (100%)	5 (100%)	4 (100%)	4 (100%)	2 (67%)	3 (100%)	5 (83%)	1 (33%)
AB928-related Grade 1-2, n (%)	2 (67%)	3 (25%)	3 (75%)	4 (100%)	1 (33%)	3 (100%)	4 (67%)	0
Grade 3-4, n (%)	2 (67%)	2 (40%)	4 (100%)	2 (50%)	0	1 (33%)	1 (17%)	1 (33%)
AB928-related Grade 3-4, n (%)	0	2 (40%)	1 (25%)	0	0	0	0	0
SAE, n (%)	1 (33%)	0	2 (50%)	1 (25%)	0	2 (67%)	1 (17%)	0
AB928-related SAE, n (%)	0	0	0	0	0	0	0	0
DLT*, n	0	0	0	0	0	0	1	0

- No Grade 4 or 5 AB928-related AEs were reported across studies
- Maximum tolerated dose of AB928 in combination has not been reached

*DLT was a Gr 2 rash resulting in <80% of investigational product being delivered over the DLT period; Data Cut-off: 14JUN19

SUMMARY OF ONGOING AB928 TRIALS

	AB928 Trials	Status
STUDY 005	AB928 + AB122 (anti-PD1)	• **Initiated Phase 1b expansion in mCRPC (with plans for additional cohorts this quarter)** • **Phase 1b expansion in RCC ongoing**
STUDY 002	AB928 + PLD[1]	• **Initiated Phase 1b expansion in TNBC** • **Initiating Phase 1 safety dose-escalation with the addition of IPI-549, a PI3K*γ* inhibitor in TNBC**
STUDY 003	AB928 + mFOLFOX	• **Initiated Phase 1b expansion in CRC**
STUDY 004	AB928 + Carbo/Pem + AB122	• **Ongoing Phase 1 safety dose-escalation** • **Will soon initiate Phase 1b expansion in EGFR-mutated NSCLC in patients who have failed TKI therapy**

Flexible Trial Design

- Dose escalation cohorts designed to assess safety, PK, PD
- Expansion cohorts will assess futility after first 15 patients
- Expand to 40 patients if threshold response rate achieved and/or open up backbone-alone cohort (randomized comparison to combination)
- Opportunity for biomarker-based selection of patients at randomization stage

1) pegylated liposomal doxorubicin

mCRPC = metastatic castration-resistant prostate cancer, NSCLC = Non-small cell lung cancer, CRC = colorectal cancer, TNBC = triple-negative breast cancer, TKI = tyrosine kinase inhibitor

RATIONALE FOR INCLUSION OF A CASTRATION-RESISTANT PROSTATE CANCER ARM

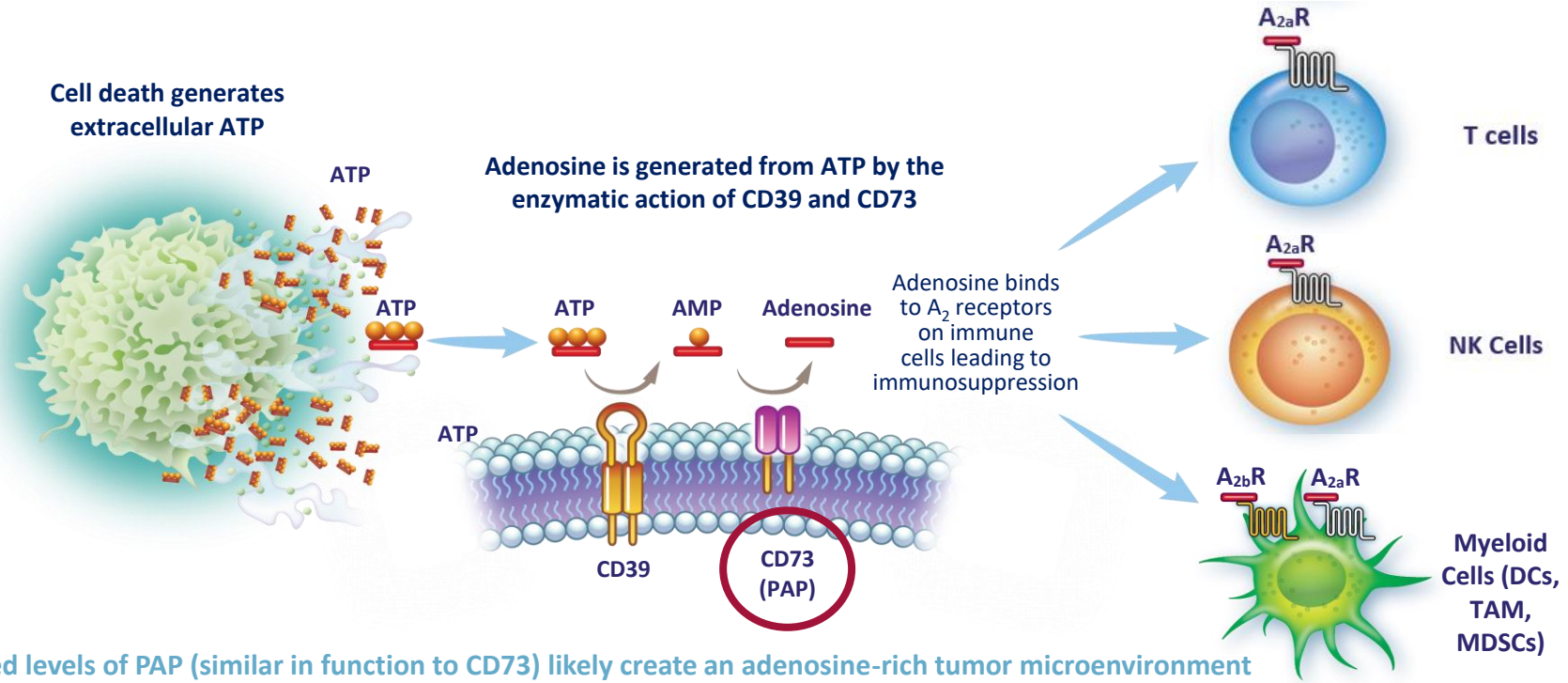

Increased levels of PAP (similar in function to CD73) likely create an adenosine-rich tumor microenvironment

- Prostatic acid phosphatase (PAP) is an enzyme produced primarily by the prostate
- Increased levels of PAP are found in men who have prostate cancer, especially those with metastatic disease
- PAP breaks down extra-cellular AMP to produce adenosine



AB680

SMALL MOLECULE CD73 INHIBITOR

ARCUS BIOSCIENCES

CD73 IS BROADLY EXPRESSED ON MULTIPLE TUMOR TYPES

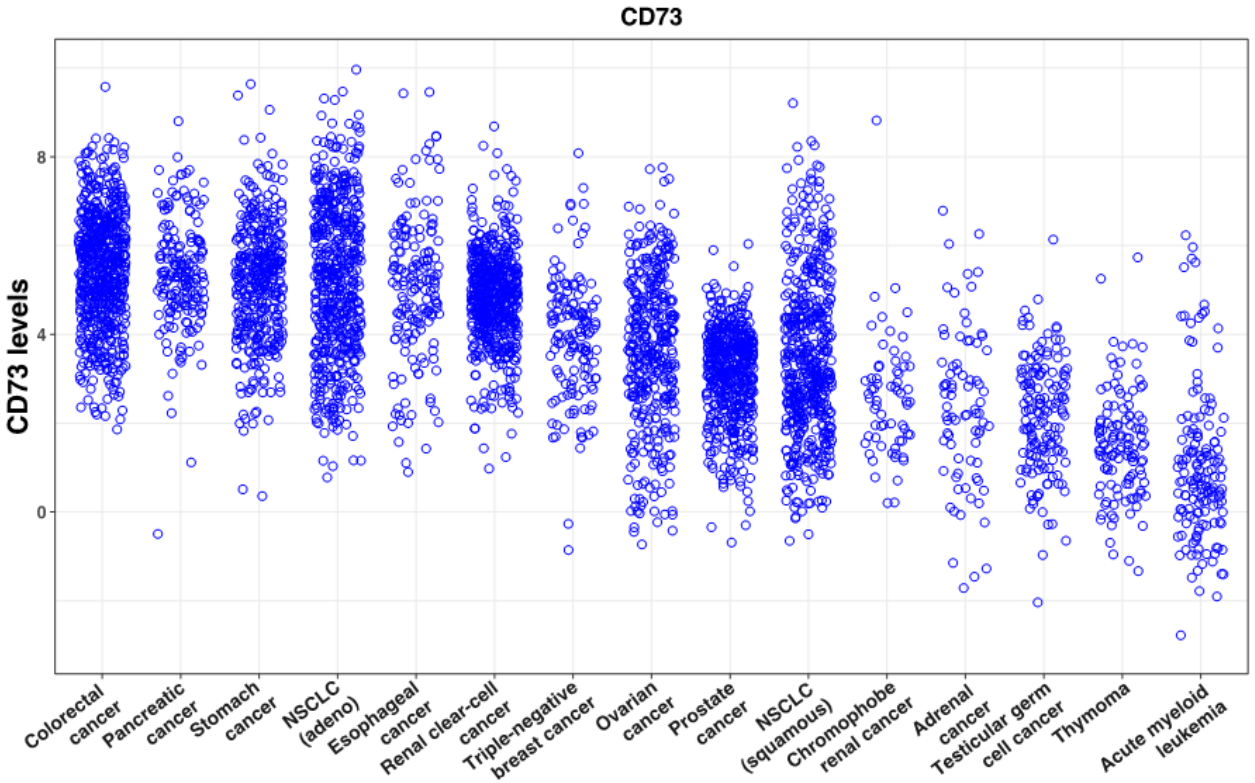

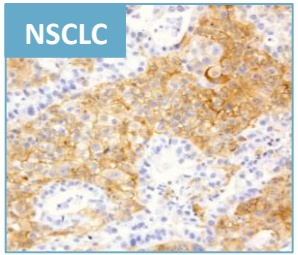

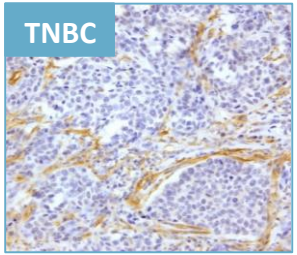

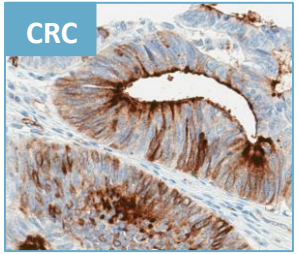

TCGA (The Cancer Genome Atlas)

AB680: FIRST SMALL-MOLECULE CD73 INHIBITOR TO ENTER CLINICAL DEVELOPMENT

AB680 Potently Inhibits CD73 Enzymatic Activity on CD8+ T Cells

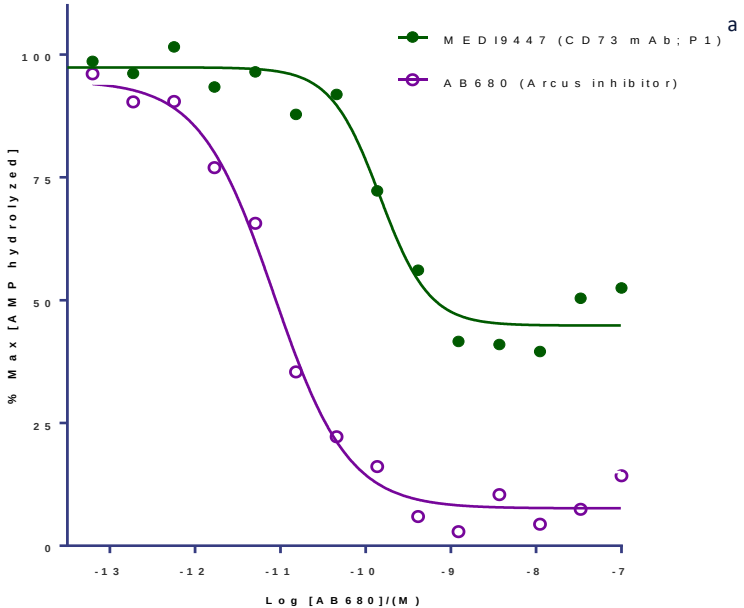

[a] Molecule synthesized by Arcus based on the following publication and patent application: Hay et al., OncoImmunology (2016) 5, e1208875; Patent Appl. US 2016/0129108.

AB680 potentially offers advantages over the anti-CD73 antibodies in development:

- Greater inhibition of CD73 enzymatic activity (soluble & cell-bound)
- Deeper tumor penetration
- IV and oral formulations

Unique small molecule properties

- Extraordinarily potent: IC_{50} = 0.008 nM (human T cells)
- Low clearance, long half-life molecule

Oral formulation in IND-enabling studies

AB680 IN PH1 HEALTHY VOLUNTEER STUDY: EXCELLENT SAFETY & PHARMACOKINETICS (PK) DATA OBTAINED

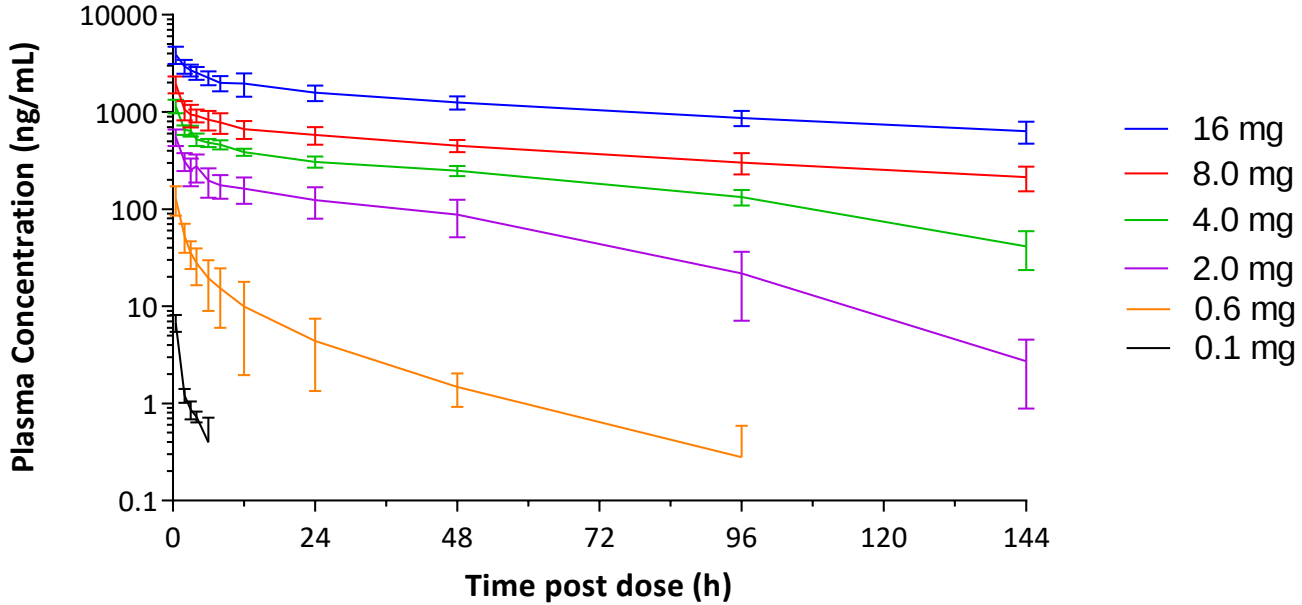

Design: Blinded, Healthy Volunteer study; n=6 participants dosed with AB680, and n=2 dosed with placebo

Initial Results: Support for Q2W dosing at pharmacologically relevant doses, with favorable safety profile across all cohorts

AB680: INITIAL STUDY TARGETING FIRST-LINE PANCREATIC CANCER

PHASE 1: 3 + 3 Safety Evaluation

Dose-escalation of AB680 + Chemo + PD-1



- **1L metastatic pancreatic adenocarcinoma (PDAC) patients**
- **Combination with AB122, gemcitabine and nab-paclitaxel**
- **Evaluation of PK/PD & Biomarkers**

Recommended Dose for Expansion (RDE)

PHASE 1B: Efficacy Signal (N=15-40)

Single Arm

1L PDAC

Futility Assessment

Efficacy Signal Assessment

POTENTIAL: Ph2 Efficacy Signal Confirmation

Options

- **STOP** (lack of sufficient Ph1b signal)
- Expand with control arm(s) to confirm signal
- Expand into biomarker-selected population (+/- control arm)
- Addition of other combination agents with synergistic potential (eg, combination of AB928 + CD73i)



AB122

ANTI-PD-1 ANTIBODY

ARCUS BIOSCIENCES

AB122 (ANTI-PD-1 mAb) PROVIDES FLEXIBILITY & OPTIONALITY IN CLINICAL DEVELOPMENT & POTENTIAL COMMERCIALIZATION

- Strategic in-license early in company evolution
- Enables full control over approaches to development, commercialization and pricing of anti-PD-1 containing combination therapies
- Pursuing targeted opportunities to obtain single-agent approval for AB122 in settings that are under-served by current agents and development strategies
- Initiating tumor-type agnostic biomarker-selected trial of AB122 in advanced solid tumors, in collaboration with Strata Oncology



AB122 DEMONSTRATES ACTIVITY SIMILAR TO THAT OF APPROVED ANTI-PD-1 ANTIBODIES

GLORIA BIOSCIENCES*

ASCO-GI 2019 Update: Ph1b Trial in Advanced GI Tumors

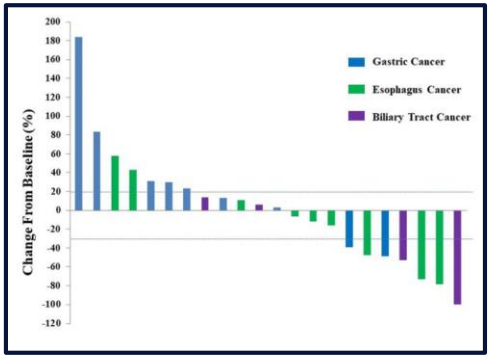

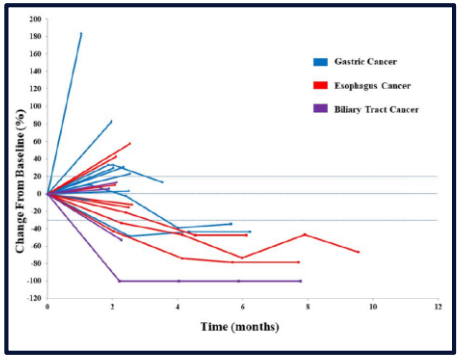

ASCO GI, 2019

Best overall response rates:

- Gastric Cancer (N=10): 20%
- Esophageal Cancer (N=10): 30%
- Biliary Tract Cancer (N=4): 50%

Gloria ASCO 2019 Update: Ph2 Trial in Chinese r/r cHL

- Objective response in 88.3% of patients (15/17)
- Safety profile similar to that previously reported for PD-(L)1 inhibitors in this population

*Studies are being conducted independently of Arcus Biosciences

DEVELOPMENT OF AB122 IN A TUMOR-AGNOSTIC FASHION USING STRATA'S MOLECULAR BIOMARKERS

Unique Opportunity - Precision Medicine Approach

- Leading Next-generation sequencing (NGS) technology partner with unique practical advantages
- Minimal Arcus investment to efficiently reach decision points
- Leverage Strata's access to large number of cancer patients/year across 20 healthcare systems nationwide in order to quickly identify biomarker-positive patients for our trial
- Ability to target patients with great medical need that suffer from a diverse set of tumor types that have not previously received approvals for PD-1 treatment

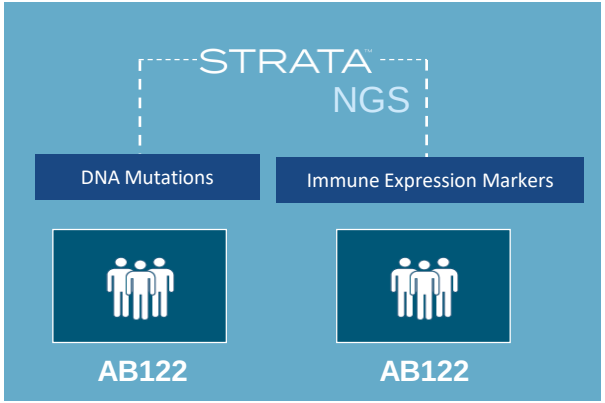



AB154

ANTI-TIGIT ANTIBODY

ARCUS BIOSCIENCES

AB154 (TIGIT): THE NEXT POTENTIAL I-O BACKBONE DUAL MECHANISM OF ACTION REFLECTS THE UNIQUENESS OF THE TIGIT PATHWAY

Blocking TIGIT inhibits an immuno-suppressive pathway **while freeing up CD155 to bind to CD226,** which is an immune-activating pathway

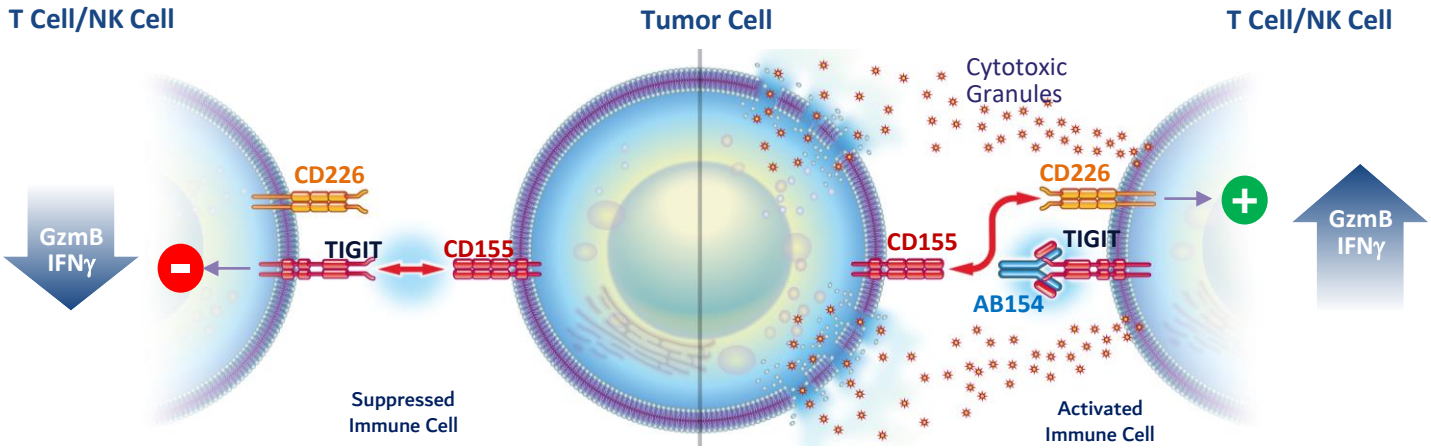

- AB154 is a humanized anti-TIGIT antibody designed to lack effector function
- AB154 reverses immune inhibition and provides tumor-selective immune stimulation
- Experiments in immune assays demonstrate synergy with AB680 (CD73) and AB122 (anti-PD-1)

AB154: INITIAL STUDY TARGETING SOLID TUMORS

PLANNED STUDY DESIGN

PHASE 1: 3 + 3 Safety Evaluation

Dose-escalation of AB154 + AB122 (α-PD-1)



Typical Patients in Ph1 Portion:

- Metastatic
- Late line-of-therapy

Evaluation of PK/PD & Biomarkers

Recommended Dose for Expansion (RDE)

PHASE 1B: (N=15-40)

Single Arm

NSCLC

Futility Assessment

Efficacy Signal Assessment

POTENTIAL: Ph2 Signal Confirmation

Options

- **STOP** (lack of sufficient Ph1b signal)
- Expand with control arm(s) to confirm signal
- Expand into biomarker-selected population (+/- control arm)
- Addition of other combination agents with synergistic potential

EXPANDING DISCOVERY PORTFOLIO

	HIF-2α	PI3Kγ	Axl	PAK4
Target Rationale	• Interfere with tumor pseudo-hypoxia; potential synergy with adenosine agents • HIF-2α plays a role in a variety of human cancers, including RCC, but broader activity expected in other HIF-2α driven tumors • Recent clinical POC generated by competitor compound	• Interfere with tumor myeloid cells in multiple tumor types (e.g., TNBC)	• Reverse tumor chemo/IO resistance	• PAK4 over-expression involved in T-cell exclusion from tumors discovered by our advisor (Ribas) • PAK4 inhibition as a way to sensitize "cold tumors" towards PD-(L)1 mAbs
Program Status	• Potentially best-in-class development candidate by 2H2019 • Plan to advance into clinical trials by mid-2020	• AB610 selected as development candidate • Advancement dependent on availability of data clinically validating the target	• Identify development candidate in 1H2020 • Potential first-in-human (FIH) dosing in late 2020	• Potential development candidate during 1H2020 • Potential FIH in late 2020

TAIHO PARTNERSHIP PROVIDES NON-DILUTIVE CAPITAL WHILE RETAINING SIGNIFICANT RIGHTS FOR ARCUS

TAIHO ONCOLOGY
Making the human connection

- Partnership initiated September 2017
- Option to Arcus programs in Japan and certain other Asian territories (excluding China) over a 5-year term
- $35mm in guaranteed payments over 3 years ($30 M received to date)
- Opt-in payments ranging from $3 to $15mm depending on when exercised
- **Exercised option to AB928 in July 2018**
- Up to $275mm in development, regulatory and commercial milestones per program
- Tiered royalties from high-single digit to mid-teens on net sales

EXTENSIVE & EXPANDING PIPELINE WITH MULTIPLE DATA READOUTS IN THE NEXT 12-18 MONTHS

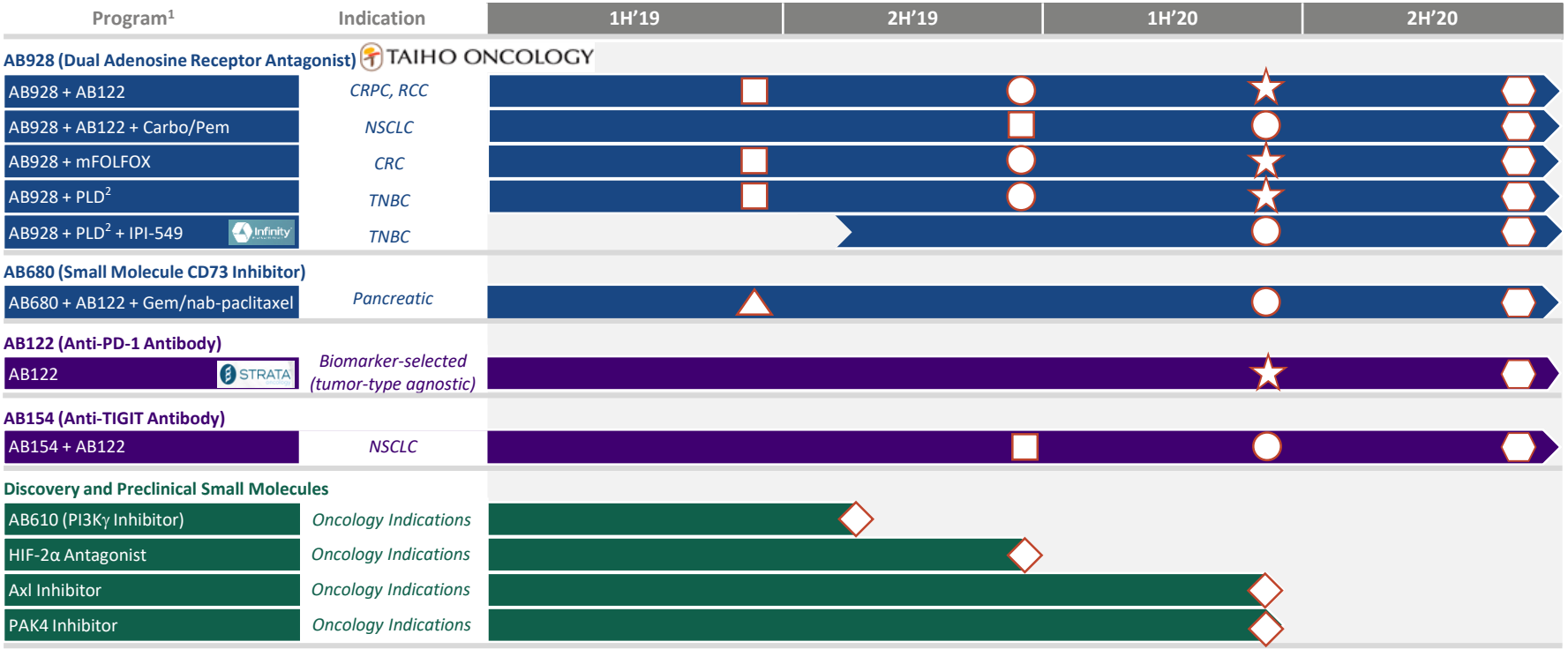

1) Taiho has an option to Arcus's programs in Japan and certain other Asian territories (excluding China) over a 5-year term. Taiho partnership generates $35M in guaranteed payments over 3 years, additional opt-in payments, milestones and tiered-royalties. AB928 option exercised July 2018. 2) Pegylated liposomal doxorubicin.

CRPC = castration-resistant prostate cancer, RCC = renal cell cancer, NSCLC = Non-small cell lung cancer, CRC = colorectal cancer, GEC = gastric-esophageal cancer, TNBC = triple-negative breast cancer

- Clinical Dev Candidate
- HV Ph1 dose-escalation data
- Initial Ph1 dose-escalation safety/PK/PD data
- Maturing Ph1 dose-escalation safety/PK/PD data
- Initial Ph1 expansion efficacy data
- Maturing Ph1 expansion efficacy data (randomized data possible in some studies)