


Fourth Quarter 2025 Earnings



February 2, 2026



Safe Harbor

This presentation contains "forward-looking" statements within the meaning of the Private Securities Litigation Reform Act of 1995, including but not limited to statements relating to estimates and projections of future earnings per share, cash flow and revenue growth and other financial results, developments relating to our customers and end-markets, plans concerning business development opportunities, acquisitions or divestitures. Words such as "believes," "intends," "anticipates," "plans," "expects," "projects," "forecasts," "will" and similar expressions, and references to guidance, are intended to identify forward-looking statements. Such statements are based on management's current assumptions and expectations and no assurances can be given that our assumptions or expectations will prove to be correct. A number of important risk factors could cause actual results to differ materially from the results described, implied or projected in any forward-looking statements. A detailed description of these risk factors can be found under the caption "Risk Factors" in our most recent quarterly report on Form 10-Q and in our other filings with the Securities and Exchange Commission. We disclaim any intention or obligation to update any forward-looking statements as a result of developments occurring after the date of this presentation.

In addition to financial measures prepared in accordance with generally accepted accounting principles (GAAP), this presentation also contains non-GAAP financial measures. A reconciliation of these measures to the most directly comparable GAAP measures is included in the embedded [hyperlink](#) and is available on the "Financial Information" section of our website at www.revivity.com.

Key Takeaways

Innovation

Introduction of **Signals Xynthetica**, an AI Models-as-a-Service platform

Collaboration with **Lilly Tunelab** AI offering

Market

Encouraging signs from **Pharma**, Academic & Gov't remains subdued

Strong **Diagnostic** trends outside of China

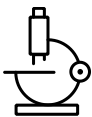
Performance

Reproductive Health and **Immunodiagnostics** both above expectations

Strong EPS upside, aided by lower tax rate

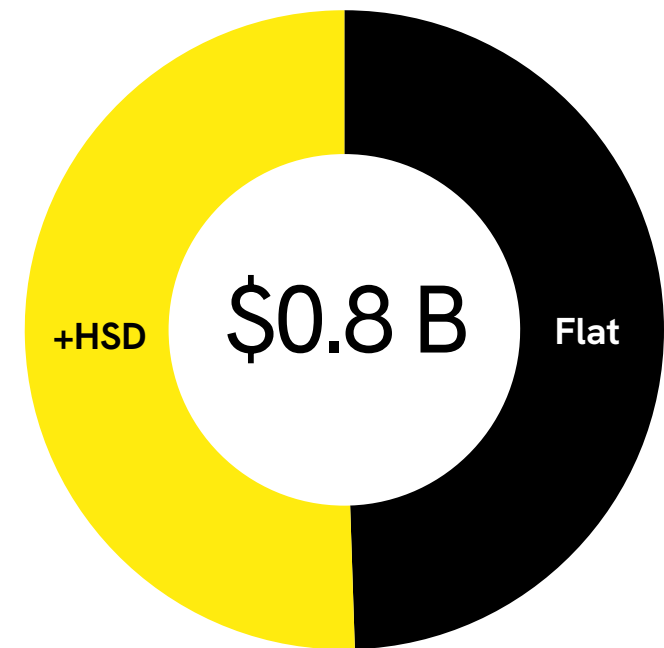
*A Scientific Solutions Company Helping to Solve The World's Greatest Health Challenges
From Discovery to Development, and Diagnosis to Cure*

4Q25 Revenue Highlights



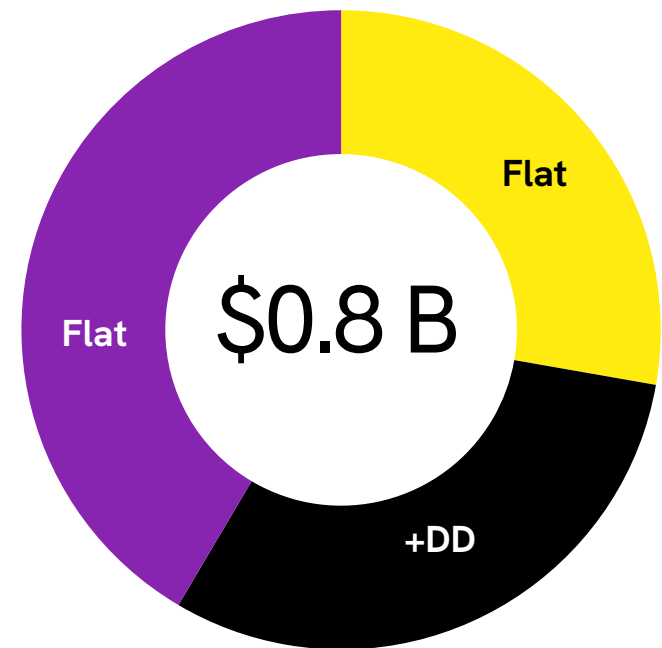
Segments

● Diagnostics ● Life Sciences



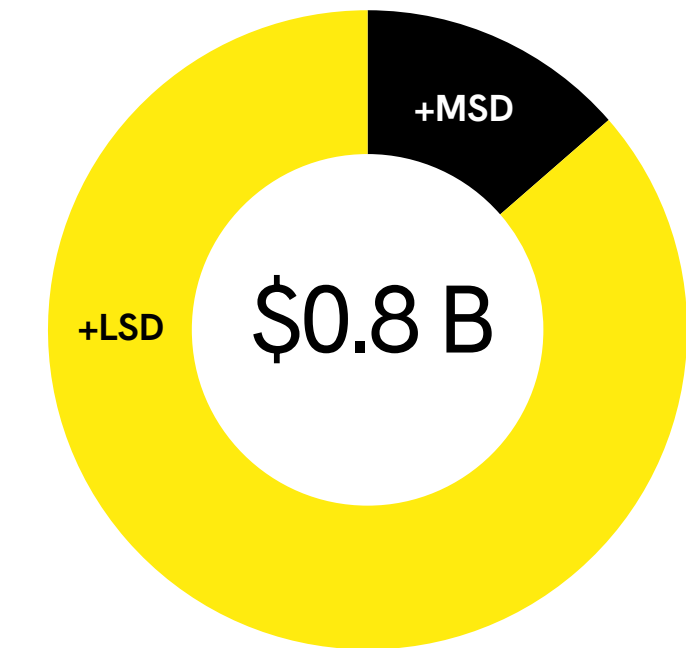
Geographic

● AMERICAS ● APAC ● EU

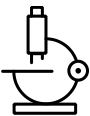


Product Mix

● Recurring ● Non-recurring

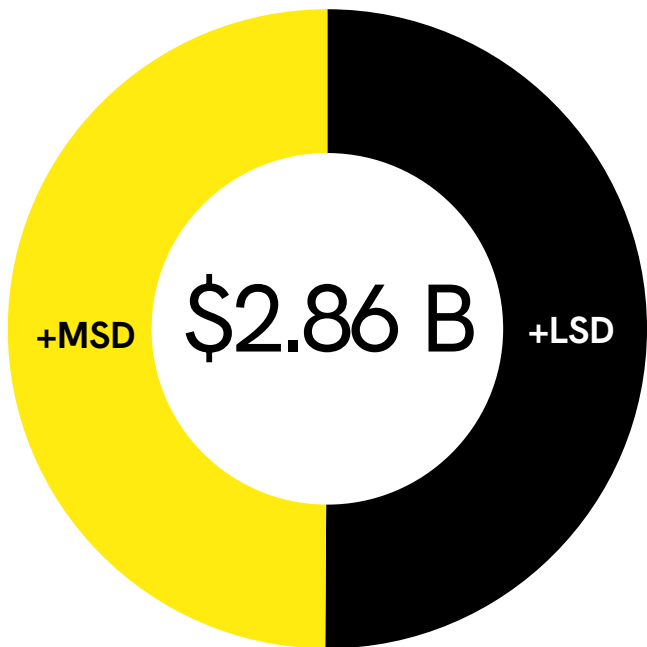


2025 Revenue Highlights




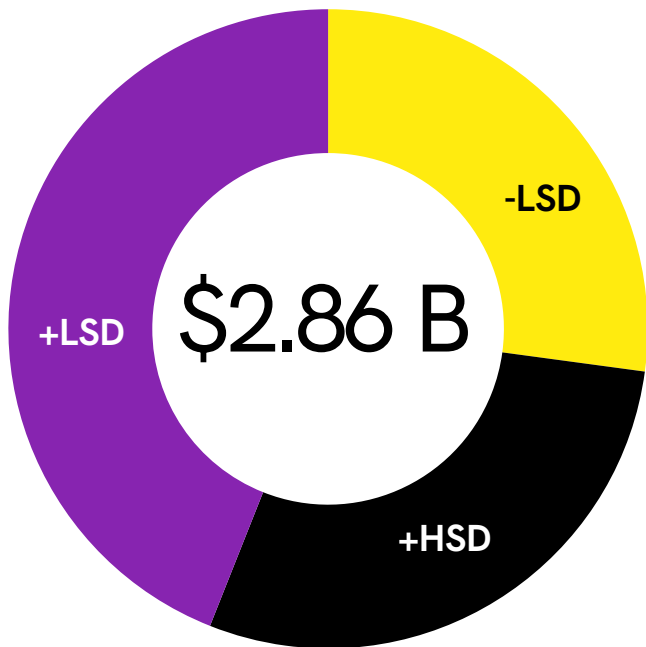
Segments

● Diagnostics ● Life Sciences



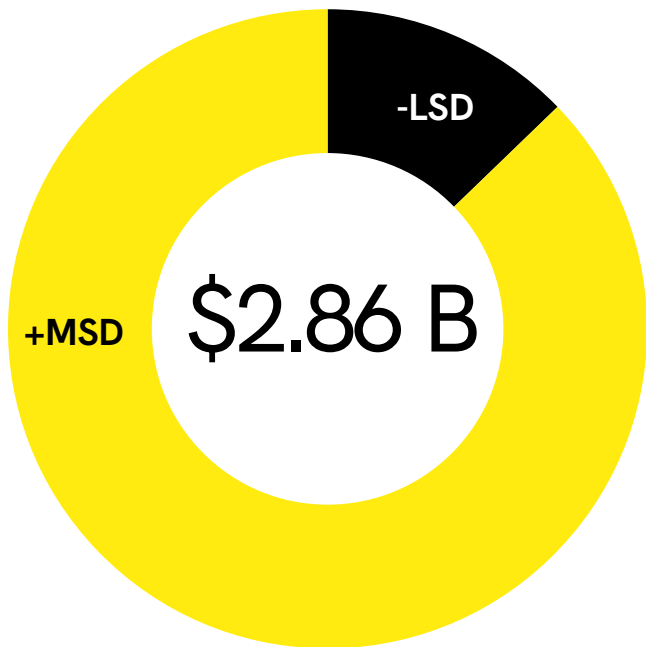
Geographic

● AMERICAS ● APAC ● EU



Product Mix

● Recurring ● Non-recurring



4Q25 Financial Results

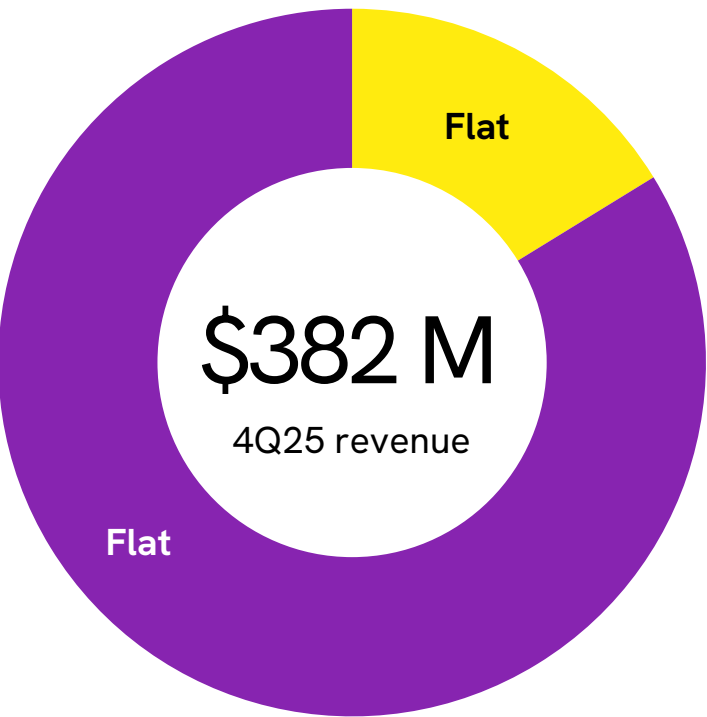
REVENUE	ADJUSTED OP MARGIN	ADJUSTED EPS	FREE CASH FLOW
\$772M	29.7%	\$1.70	\$162M
↑ +6% y/y	↓ -60bps y/y	↑ 20% y/y	\$515M FY25
Organic: +4% M&A: 0% FX: +2%	Adj. Gross Margin: 59.2% -220bps y/y	Adj. Tax Rate: 6.5%	FY25 FCF % Adj. NI: 87%
		Adj. Net Interest & Other: \$23M	

2025 Financial Results

REVENUE	ADJUSTED OP MARGIN	ADJUSTED EPS	FREE CASH FLOW
\$2,856M	27.1%	\$5.06	\$515M
↑ +4% y/y	↓ -120bps y/y	↑ +3% y/y	FCF % Adj. NI 87%
Organic: +3% M&A: 0% FX: +1%	Adj. Gross Margin: 59.8% -150bps y/y	Adj. Tax Rate: 14.5%	
		Adj. Net Interest & Other: \$84M	

Life Sciences

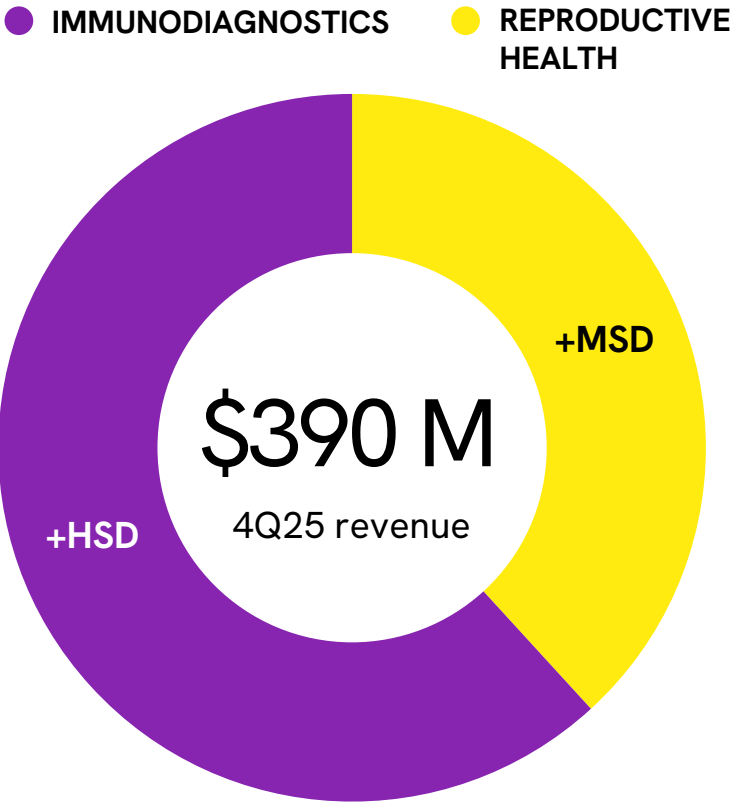
● LIFE SCIENCE SOLUTIONS ● SOFTWARE



REVENUE	AJUSTED OP MARGINS
0% Organic Growth	35.6%
Total: +2% M&A: 0% FX: +2%	-130bps y/y

- +LSD growth from Pharma/Biotech, -LSD decline from Acad./Gov't
- Flat Life Science Solutions, seasonal improvement but no budget flush
- Flat software driven by timing of renewals, comps
- Margin pressure yr/yr driven by lower volumes, FX and investments

Diagnostics





REVENUE	AJUSTED OP MARGINS
<div>+7% Organic Growth</div>	<div>23.4%</div>
Total: +10% M&A: 0% FX: +3%	-230 bps y/y

- +HSD growth ImmunoDX globally driven by strength outside of China
- +MSD growth Reproductive Health driven by strength in newborn
- Margin pressure yr/yr driven by tariffs, product mix, and FX

2026 Financial Guidance

REVENUE	\$2.96B - \$2.99B
	Total: 4% to 5%
	Organic: 2% to 3%
	FX: +1%, M&A: +0.75%
ADJUSTED OP. MARGIN	28.0%
ADJUSTED EPS	\$5.35 - \$5.45
	Adj. Net interest expense, other: ~\$95M
	Adjusted tax rate: ~18%
	Average diluted share count: ~112M





Revvity.com