



IAMGOLD[®]
CORPORATION



2015 Annual Meeting of Shareholders
May 4, 2016

Remarks by Stephen J.J. Letwin, President & CEO

Cautionary Statement

All information included in this presentation, including any information as to the Company's future financial or operating performance, and other statements that express management's expectations or estimates of future performance, other than statements of historical fact, constitute forward looking information or forward-looking statements and are based on expectations, estimates and projections as of the date of this presentation. Forward-looking statements contained in this presentation include, without limitation, statements with respect to: the Company's guidance for production, cash costs, all-in sustaining costs, depreciation expense, effective tax rate, and operating margin, capital expenditures, operations outlook, cost management initiatives, development and expansion projects, exploration, the future price of gold, the estimation of mineral reserves and mineral resources, the realization of mineral reserve and mineral resource estimates, the timing and amount of estimated future production, costs of production, permitting timelines, currency fluctuations, requirements for additional capital, government regulation of mining operations, environmental risks, unanticipated reclamation expenses, title disputes or claims and limitations on insurance coverage. Forward-looking statements are provided for the purpose of providing information about management's current expectations and plans relating to the future. Forward-looking statements are generally identifiable by, but are not limited to the, use of the words "may", "will", "should", "continue", "expect", "anticipate", "estimate", "believe", "opportunities", "intend", "plan", "possible", "suggest", "guidance", "outlook", "potential", "prospects", "seek", "targets", "strategy" or "project" or the negative of these words or other variations on these words or comparable terminology. Forward-looking statements are necessarily based upon a number of estimates and assumptions that, while considered reasonable by management, are inherently subject to significant business, economic and competitive uncertainties and contingencies. The Company cautions the reader that reliance on such forward-looking statements involve risks, uncertainties and other factors that may cause the actual financial results, performance or achievements of IAMGOLD to be materially different from the Company's estimated future results, performance or achievements expressed or implied by those forward-looking statements, and the forward-looking statements are not guarantees of future performance. These risks, uncertainties and other factors include, but are not limited to, changes in the global prices for gold, copper, silver or certain other commodities (such as diesel and electricity); changes in U.S. dollar and other currency exchange rates, interest rates or gold lease rates; risks arising from holding derivative instruments; the level of liquidity and capital resources; access to capital markets, and financing; mining tax regimes; ability to successfully integrate acquired assets; legislative, political or economic developments in the jurisdictions in which the Company carries on business; operating or technical difficulties in connection with mining or development activities; laws and regulations governing the protection of the environment; employee relations; availability and increasing costs associated with mining inputs and labour; the speculative nature of exploration and development, including the risks of diminishing quantities or grades of reserves; adverse changes in the Company's credit rating; contests over title to properties, particularly title to undeveloped properties; and the risks involved in the exploration, development and mining business. With respect to development projects, IAMGOLD's ability to sustain or increase its present levels of gold production is dependent in part on the success of its projects. Risks and unknowns inherent in all projects include the inaccuracy of estimated reserves and resources, metallurgical recoveries, capital and operating costs of such projects, and the future prices for the relevant minerals. Development projects have no operating history upon which to base estimates of future cash flows. The capital expenditures and time required to develop new mines or other projects are considerable, and changes in costs or construction schedules can affect project economics. Actual costs and economic returns may differ materially from IAMGOLD's estimates or IAMGOLD could fail to obtain the governmental approvals necessary for the operation of a project; in either case, the project may not proceed, either on its original timing or at all.

For a more comprehensive discussion of the risks faced by the Company, and which may cause the actual financial results, performance or achievements of IAMGOLD to be materially different from the company's estimated future results, performance or achievements expressed or implied by forward-looking information or forward-looking statements, please refer to the Company's latest Annual Information Form, filed with Canadian securities regulatory authorities at www.sedar.com, and filed under Form 40-F with the United States Securities Exchange Commission at www.sec.gov/edgar.shtml. The risks described in the Annual Information Form (filed and viewable on www.sedar.com and www.sec.gov/edgar.shtml, and available upon request from the Company) are hereby incorporated by reference into this presentation.

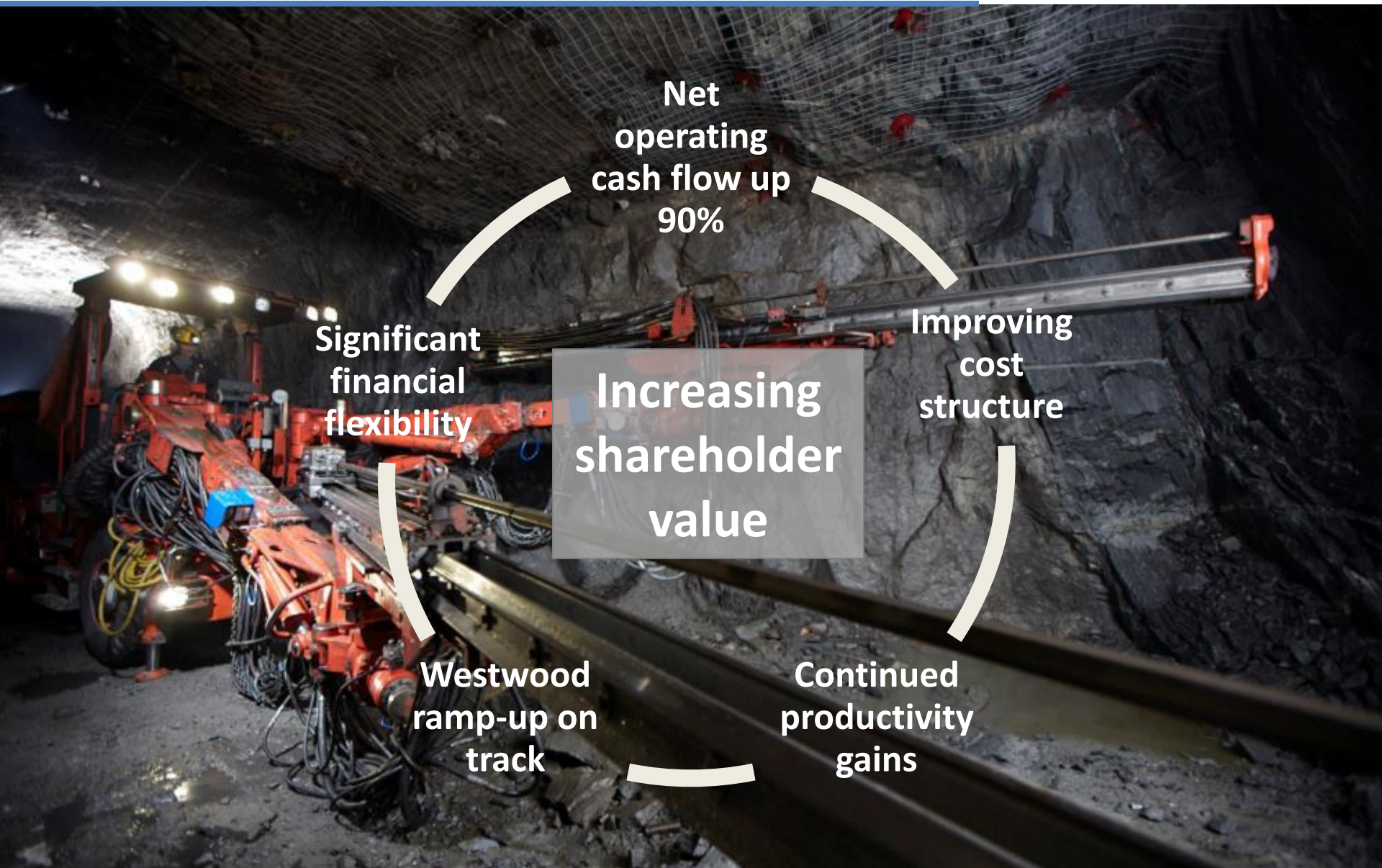
The Company disclaims any intention or obligation to update or revise any forward-looking statements whether as a result of new information, future events or otherwise except as required by applicable law.

Geographically Diversified Asset Base

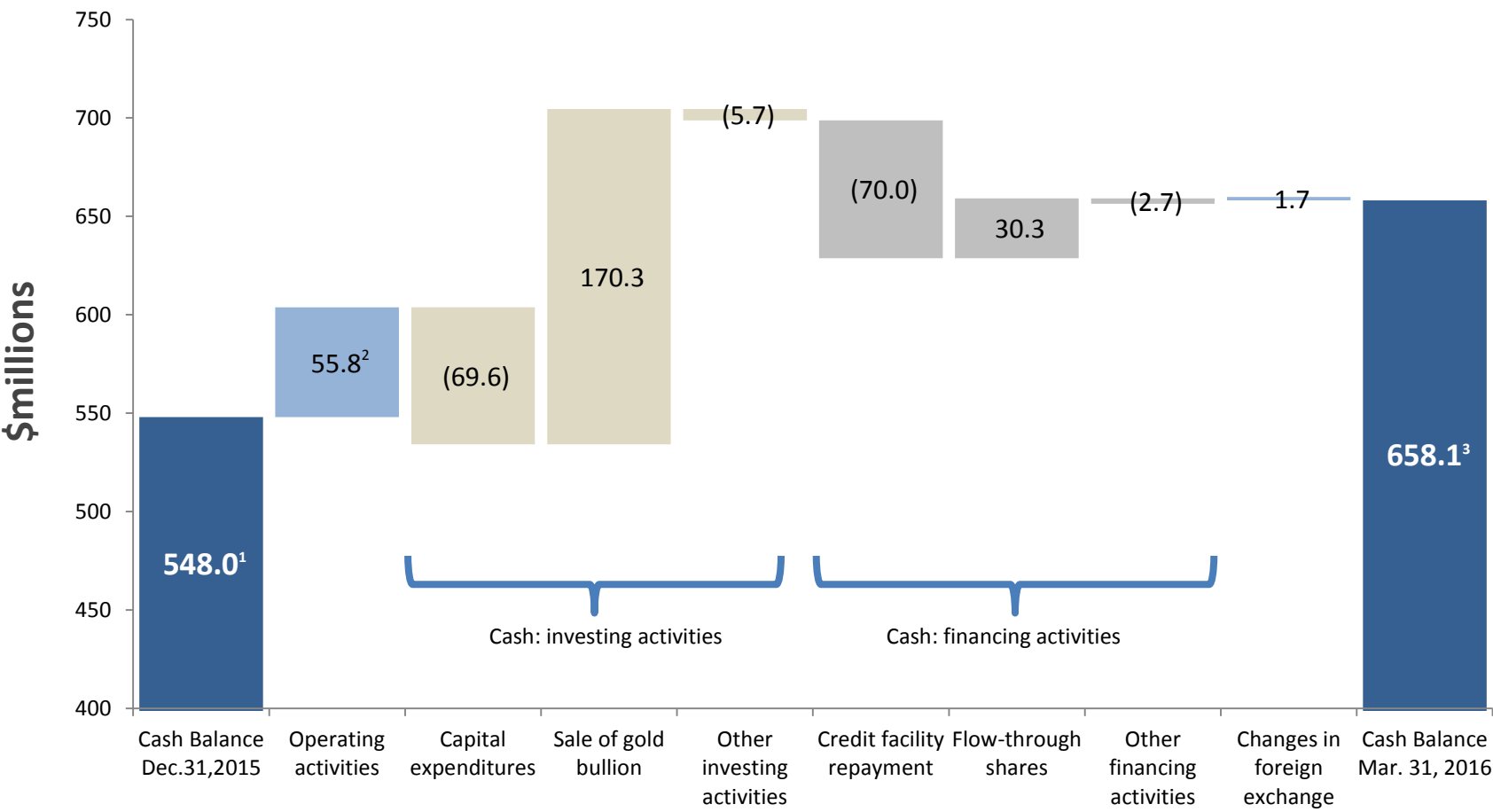


Four Operating Gold Mines

Strong Start to the Year



Prudent Cash Management



1 Includes the \$67.0M current portion of restricted cash at the beginning of the period.
2 Includes the \$4.4M increase in the current portion of the restricted cash due to changes in the \$US/\$CDN exchange rate in the period.
3 Includes the \$71.4M current portion of restricted cash at the end of the period.



Q1 2015

Q1 2016

Attributable gold production	89,000	88,000
Average grade	1.33	1.21
All-in sustaining costs ¹ (\$/oz)	\$988	\$1,116
Total cash costs ¹ (\$/oz)	\$761	\$691

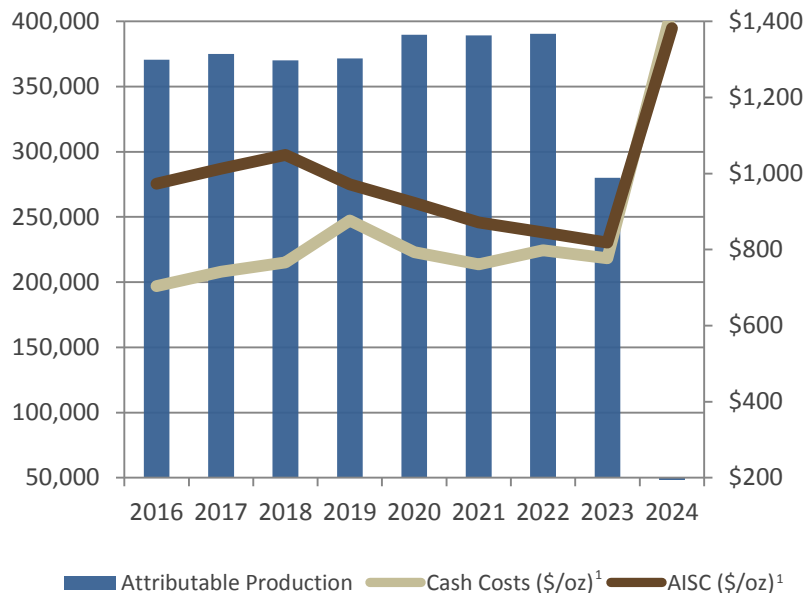
Q1 2016 Highlights

- Decrease in production Q-o-Q due to lower grades, partially offset by higher throughput and better recoveries
- Mill throughput up 9% due to improvements in drilling & blasting, optimization of the grinding circuit and use of blended ore for stable feed
- Cash costs decrease due to lower fuel prices, stronger USD, and improved plant performance
- AISC increase result of higher sustaining CAPEX driven by increase in capitalized waste stripping, partially offset by lower cash costs

2016 Performance Improvement Initiatives:

- Optimizing drilling and blasting practices to reduce amount of explosives used in waste and improve fragmentation in ore
- Automated cyanide injection to enhance circuit stability
- Reduce fuel consumption/improved power plant efficiencies
 - › Assessing potential for small solar power plant on site
- In Q3'15, commissioning intensive leach reactor to increase recoveries and carbon fines incinerator to reduce gold in process inventory

Essakane LOM – production & costs forecast



¹ This is a non-GAAP measure. Refer to the non-GAAP performance measures section of the MD&A for more information.



Q1 2015

Q1 2016

Attributable gold production	76,000	68,000
Average grade	0.81	0.77
All-in sustaining costs ¹ (\$/oz)	\$1,037	\$955
Total cash costs ¹ (\$/oz)	\$850	\$768

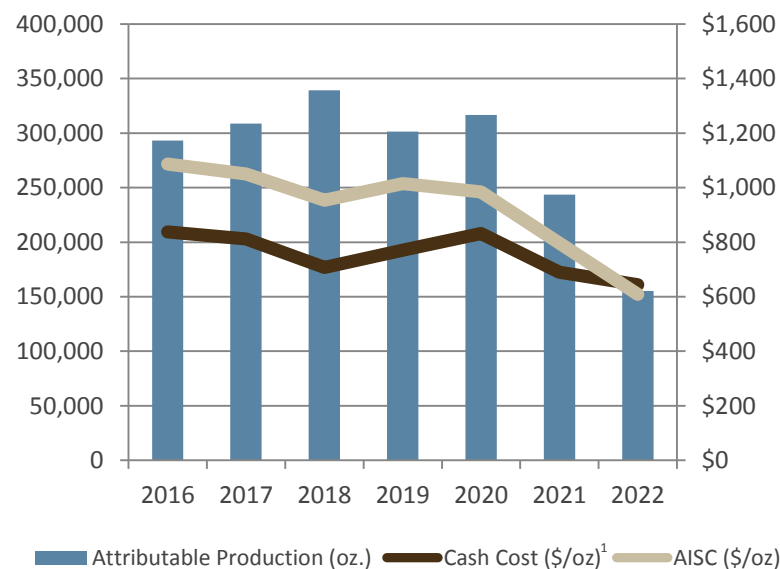
Q1 2016 Highlights

- Decrease in production Q-o-Q due to lower grades and lower throughput with the higher proportion of hard rock
- Cash costs decreased due to lower fuel prices, lower labour costs following 2015 workforce reductions & devaluation of SRD against USD, improved tire life and hauling & loading productivities
- Lower AISC was result of reduced operating costs and sustaining CAPEX


2016 Performance Improvement Initiatives:

- Commissioning new flex power drive which will increase grinding capacity for hard rock
- Improving elution, carbon management and gravity optimization to reduce gold inventory in circuit
- Installation of a secondary crusher commissioned for H2 2016

Rosebel LOM – Production & Costs Forecast



¹ This is a non-GAAP measure. Refer to the non-GAAP performance measures section of the MD&A for more information.

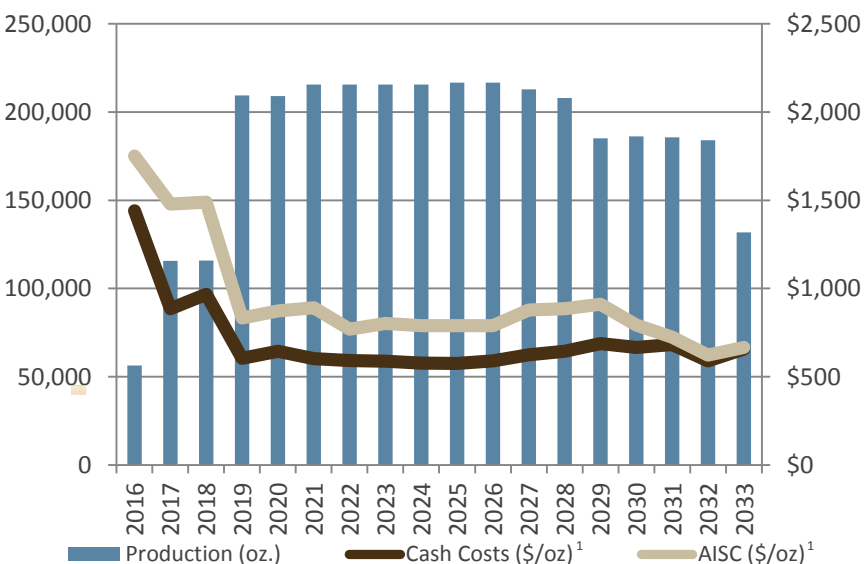


Q1 2015

Q1 2016

Attributable gold production	22,000	15,000
Average grade	6.29	5.77
All-in sustaining costs ^{1,2} (\$/oz)	\$1,507	\$890
Total cash costs ^{1,2} (\$/oz)	\$1,130	\$857

Westwood LOM – Production & Costs Forecast



Q1 2016 Highlights

- Production from planned mining blocks on schedule
- Continue to execute on a reduced production schedule as focus remains on development work
- Underground development to open up access to new mining areas on target
- Underground stope development on target; lateral development averaged 61m/day
- Re-opening of 104 mining block progressing well with first of five by-pass drifts completed
 - By-pass drifts will allow for improved operational efficiency

¹ This is a non-GAAP measure. Refer to the non-GAAP performance measures section of the MD&A for more information.

² AISC and Cash Costs for Q1'16 reflect \$6.1M inventory adjustments to normalize costs.

Westwood development - benchmarks being met

Key Performance Indicators		Forecast YTD	Actual YTD	Variance
Safety	DART Rate*	3.30	0	-100%
	TRIR ⁺	8.8	8.2	-7%
Development (m)	Underground lateral development	5,312	5,528	4%
	Underground vertical development	816	696	-15%
	Total development	6,128	6,224	2%
	Development rate	8.1m/day	9.0m/day	11%
	Cost/lateral development meter (\$/m)	2,356	2,311	-2%
Milling	Throughput (000s t)	88.51	84.61	-4%
	Grade (g/t)	4.68	5.77	23%
	Gold produced (oz)	12,766	14,637	15%
	Gold sold (oz)	12,766	17,847	40%
Costs	Cash costs ^{1,2} (\$US/oz)	942	857	-9%
	AISC ^{1,2} (\$US/oz)	1,193	890	-25%
	Mining cost (\$US/t hoisted)	187	166	-11%

No lost time incidents or injuries

Development rate & costs remain on target

Gold production & sales have exceeded expectations due to better grades

Unit costs for the quarter much lower than guided

¹ This is a non-GAAP measure. Refer to the non-GAAP performance measures section of the MD&A for more information

² AISC and Cash Costs for Q1'16 reflect \$6.1M inventory adjustments to normalize costs..

* DART = Days and Restricted Time Injuries.

+ TRIR = Total Recordable Injury Rate.



	Q1 2015	Q1 2016
Attributable gold production	19,000	19,000
Average grade	1.23	1.22
All-in sustaining costs ¹ (\$/oz)	\$914	\$821
Total cash costs ¹ (\$/oz)	\$887	\$795

Sulphide Expansion Project – 2015 Technical Report²

Strip Ratio	3.9
Max. Throughput (Mtpa)	7.2
Recoverable Gold (Moz/LOM)	3.2
Mine Life (yr)	10
Cash Cost (\$/oz)	\$735
AISC (\$/oz)	\$816
Initial Capital (\$M)	\$379
After-tax IRR	16%

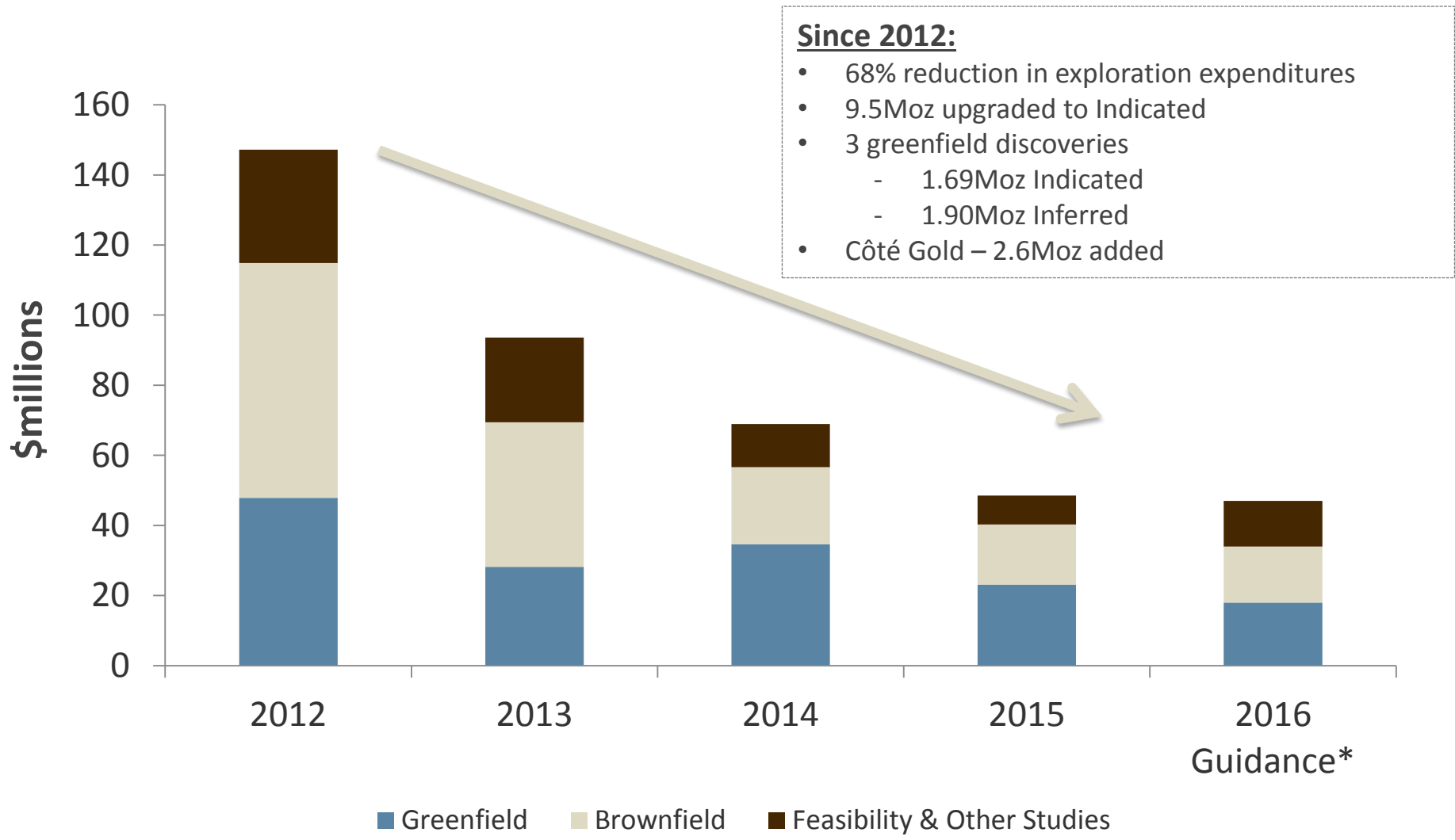
Q1 2016 Highlights

- 19,000 attributable ounces produced
- Decrease in cash costs and AISC due to mill throughput improvements, lower fuel & consumables prices, lower contractor costs and favorable foreign exchange rates
- Continuing to update technical and economical studies on the sulphide expansion project and to look at options to extend mine life and improve current economics with partner, AngloGold Ashanti

¹ This is a non-GAAP measure. Refer to the non-GAAP performance measures section of the MD&A for more information.

² Using 7.2 Mtpa scenario in Sadiola's 2015 43-101 Technical Report. See report for more details regarding price assumptions and technical disclosure.

Exploration Program – Increased Focus & Success



Boto

Location: Senegal

Ownership: 100%

Highlights:

- Currently advancing technical and environmental studies necessary for the economic evaluation of the project
- April 2016 diamond drill program commenced at the Malikoundi deposit; testing for potentially higher grade extensions at depth
- Multiple zones of gold mineralization over significant widths indicate possibility of an underground mining component or flexibility in mine sequencing for higher grade feed

	Tonnes (000)	Grade (g/t)	Contained Ounces (000 Au)
Measured & Indicated ¹	27,670	1.8	1,563
Inferred ¹	2,922	1.3	125



Pitangui

Location: Brazil

Ownership: 100%

Highlights:

- Currently testing targets that have the potential to expand current mineralization or lead to discovery of new zones
- 9,000 metres of diamond drilling planned for 2016 with 2,200 metres completed in Q1'16 to test targets along strike to South-East of São Sebastião deposit
- Drilling confirms the presence of rock units similar to those hosting the main São Sebastião deposit; could potentially host additional mineralization

	Tonnes (000)	Grade (g/t)	Contained Ounces (000 Au)
Measured & Indicated ¹	--	--	--
Inferred ¹	4,252	5.0	679



¹ See mineral reserve and resource estimates with associated notes in appendix

Diakha-Siribaya

Location: Mali

Ownership: 50:50 JV with Merrex Gold

Highlights:

- Multiple zones of mineralization and deposit open in all directions
- Currently focused on expanding mineralization along strike and at depth
- 14,000 metres of diamond and RC drilling planned for 2016 with 1,000 metres drilled in Q1'16

	Tonnes (000)	Grade (g/t)	Contained Ounces (000 Au)
Measured & Indicated ^{1,2}	2,102	1.9	129
Inferred ^{1,2}	19,816	1.7	1,092



Eastern Borosi

Location: Nicaragua

Ownership: Option Agreement with Calibre Mining

Highlights:

- Multiple gold and silver vein systems discovered
- 5,500 metre diamond drilling program planned for 2016 with 650 metres completed in Q1'16
- Targeting parallel-trending Guapinol and Vancouver veins and the Blag vein system
- Encouraging results from the Blag system
 - › Results include*: 9.9 meters grading 5.36g/t Au and 194.6g/t Ag
- Focused on mineralized zones between 200-250 metres along strike and 100-300 metres deep



*Reported by Calibre Mining April 27, 2015

¹ On a 100% Basis

² See mineral reserve and resource estimates with associated notes in appendix

Monster Lake

Location: Quebec

Ownership: Earn-in option with TomaGold

- Highlights:**
- High-grade 325-Megane Zone extends at depth
 - Testing targets north and south of the main 325-Megane Zone
 - Final drilling results for 2015 drill program announced in February 2016.
 - › Results include: 2.8 meters grading 9.1g/t Au, including 0.5 meters grading 48.9g/t Au
 - Assay results from 7,100 metre drilling program completed in Q1'16 pending and to be reported once received and validated



Nelligan

Location: Quebec

Ownership: Earn-in option with Vanstar Mining

- Highlights:**
- Under earn-in option to JV agreement (Nov 2014); IAMGOLD can earn up to an initial 50% interest
 - Completed 4,500 metres of diamond drilling in Q1'16
 - Initial results indicate a new zone of mineralization coinciding with anomaly north of known zones
 - › Results include*: 35.8 meters grading 1.9g/t Au, including 18.0 meters grading 3.2g/t Au
 - Further assay results pending



*Reported by Vanstar Mining April 5, 2016

Why Invest in IAMGOLD?

- ✓ **Conservative gold price outlook**
- ✓ **Prepared to take advantage of higher gold prices**
- ✓ **Continue to drive down operating costs and capital spending**
- ✓ **Strong balance sheet**
- ✓ **Opportunities to improve cash flow at all mines**
- ✓ **Promising exploration pipeline**



Technical Information and Qualified Person/Quality Control Notes

The mineral resource estimates contained in this presentation have been prepared in accordance with National Instrument 43-101 Standards of Disclosure for Mineral Projects ("NI 43-101"). The "Qualified Person" responsible for the supervision of the preparation and review of all resource and reserve estimates for IAMGOLD is Lise Chenard, Eng., Director, Mining Geology. Lise has worked in the mining industry for more than 30 years, mainly in operations, project development and consulting. She joined IAMGOLD in April 2013 and acquired her knowledge of the Company's operations and projects through site visits, information reviews and ongoing communication and oversight of mine site technical service teams or consultants responsible for resource and reserve modeling and estimation. She is considered a "Qualified Person" for the purposes of NI 43-101 with respect to the mineralization being reported on. The technical information has been included herein with the consent and prior review of the above noted Qualified Person. The Qualified person has verified the data disclosed, and data underlying the information or opinions contained herein.

The technical information for Sadiola contained in this presentation has been prepared in accordance with National Instrument 43-101 Standards of Disclosure for Mineral Projects ("NI 43-101"). The "Qualified Person" responsible for the supervision of the preparation and review of all technical information for IAMGOLD is Philippe Gaulthier, BSc. Mechanical Engineering and MSc Mechanical Engineering, the Director Development Projects for IAMGOLD. Philippe has worked as mechanical engineer for 28 years, mainly in mining and project development. He joined IAMGOLD in 2008 and acquired his knowledge of Sadiola through his work on the Infrastructure and Plant Engineering for an internal feasibility report in 2010, his work to update the documentation and engineering subsequent to that report and his most recent site visit on August 28, 2015. He is considered a "Qualified Person" for the purposes of NI 43-101 with respect to the technical information being reported on. The technical information has been included herein with the consent and prior review of the above noted Qualified Person. The Qualified person has read and verified the data disclosed, and data underlying the information or opinions contained herein.

Drilling results in this presentation have been prepared in accordance with National Instrument 43-101 Standards of Disclosure for Mineral Projects. The sampling of, and assay data from, drill core is monitored through the implementation of a quality assurance - quality control (QA-QC) program designed to follow industry best practice. The "Qualified Person" responsible for the supervision of the preparation, verification, and review of these results is Craig MacDougall, P.Geo., Senior Vice President, Exploration for IAMGOLD. Mr. MacDougall is a Qualified Person as defined by National Instrument 43-101.



IAMGOLD[®]
CORPORATION



Bob Tait
VP, Investor Relations
T: 416-360-4743

Laura Young
Director, Investor Relations
T: 416-933-4952

info@iamgold.com

TSX: IMG NYSE: IAG