Printable version

Slide1



Slide2



Slide3



Slide4



Slide5



Slide6



Slide7



Slide8





The New One Million Ounce Gold Producer...

March 30, 2004



Slide9



Slide10



Slide11



Slide12



Slide13



Slide14



Slide15



Slide16



Slide17



Slide18



Slide19



Slide20



Slide21



Slide22



Slide23



Slide24



Slide25



Slide26



Slide27



Slide28



Slide29



Slide30



Slide31



Slide32



Slide33







The New One Million Ounce Gold Producer...

March 30, 2004

The New One Million Ounce Gold Producer

Cautionary Statements

Safe Harbor Statement under the United States Private Securities Litigation Reform Act of 1995: Except for the statements of historical fact contained herein, the information presented constitutes "forward-looking statements" within the meaning of the Private Securities Litigation Reform Act of 1995. Such forward-looking statements, including but not limited to those with respect to the price of gold, silver and copper, the timing and amount of estimated future production, costs of production, reserve determination and reserve conversion rates involve known and unknown risks, uncertainties and other factors which may cause the actual results, performance or achievement of IAMGOLD or Wheaton to be materially different from any future results, performance or achievements expressed or implied by such forward-looking statements. Such factors include, among others, risks related to the integration of acquisitions, risks related to international operations, risks related to joint venture operations, the actual results of current exploration activities, actual results of current reclamation activities, conclusions of economic evaluations, changes in project parameters as plans continue to be refined, future prices of gold, silver and copper, as well as those factors discussed in the section entitled "Risk Factors" in the Form 40-F for each company as on file with the Securities and Exchange Commission in Washington, D.C. Although IAMGOLD and Wheaton have attempted to identify important factors that could cause actual results to differ materially, there may be other factors that cause results not to be as anticipated, estimated or intended. There can be no assurance that such statements will prove to be accurate as actual results and future events could differ materially from those anticipated in such statements. Accordingly, readers should not place undue reliance on forward-looking statements.

Investors are advised that National Policy 43-101 of the Canadian Securities Administrators requires that each category of mineral reserves and mineral resources be reported separately. Investors and securities holders should refer to the respective annual information forms of IAMGOLD and Wheaton, each for the year ended December 31, 2002, and material change reports filed by each company since January 1, 2003 available at www.sedar.com, for this detailed information, which is subject to the qualifications and notes set forth therein. United States investors are advised that while the terms "measured" and "indicated" resources are recognized and required by Canadian regulations, the SEC does not recognize them. Investors are cautioned not to assume that all or any part of mineral deposits in these categories will ever be converted into reserves.

WHERE TO FIND FURTHER INFORMATION

For further details of the proposed transaction, please refer to the Joint Press Release dated March 30, 2004 and Material Change Reports of each of IAMGOLD and Wheaton River. Copies of the Material Change Reports may be obtained by accessing IAMGOLD's and Wheaton River's disclosure documents available from the System for Electronic Document Analysis and Retrieval (SEDAR) at www.sedar.com.

CAUTIONARY NOTE TO U.S. INVESTORS CONCERNING ESTIMATES OF MEASURED, INDICATED AND INFERRED RESOURCES

This presentation uses the terms "Measured", "Indicated" and "Inferred" Resources. U.S. investors are advised that while such terms are recognized and required by Canadian regulations, the Securities and Exchange Commission does not recognize them. "Inferred Resources" have a great amount of uncertainty as to their existence, and great uncertainty as to their economic and legal feasibility. It cannot be assumed that all or any part of an inferred resource will ever be upgraded to a higher category. Under Canadian rules, estimates of Inferred Resources may not form the basis of feasibility or other economic studies. U.S. investors are cautioned not to assume that all or any part of Measured or Indicated Resources will ever be converted into reserves. U.S. investors are also cautioned not to assume that all or any part of an Inferred Mineral Resource exists, or is economically or legally mineable.

The New One Million Ounce Gold Producer

- High Quality Asset Base
- Financial Strength
- Growth
- Management

The New One Million Ounce Gold Producer

High Quality Asset Base

- 1 million ounces/year gold production from 7 mines in the Americas, West Africa and Australia
- Cash operating costs of about $100 per ounce
- Low operating risks
- 9 million ounces of reserves plus 15 million ounces of resources
- Unhedged

The New One Million Ounce Gold Producer

Financial Strength

- Liquidity – $45 million worth of shares traded daily in the US and Canada
- Over $275 million(1) in cash and bullion
- Over $250 million per year in operating cash flow

(1) As at December 31, 2003.

The New One Million Ounce Gold Producer

Growth

- 2 advanced-stage development projects supporting gold production growth to > 1.3 million ounces / year
- Portfolio of advanced-stage exploration projects
- Continued focus on growth through acquisitions

The New One Million Ounce Gold Producer

Management

- Experienced entrepreneurial team with strong backgrounds in operations, financing, project development, exploration and acquisitions

Executive Co-Chairman, Ian Telfer

Management Committee

Joseph Conway	Russ Barwick
Grant Edey	Larry Phillips
Peter Barnes	Eduardo Luna

High Quality Asset Base

Focus in the Americas and West Africa

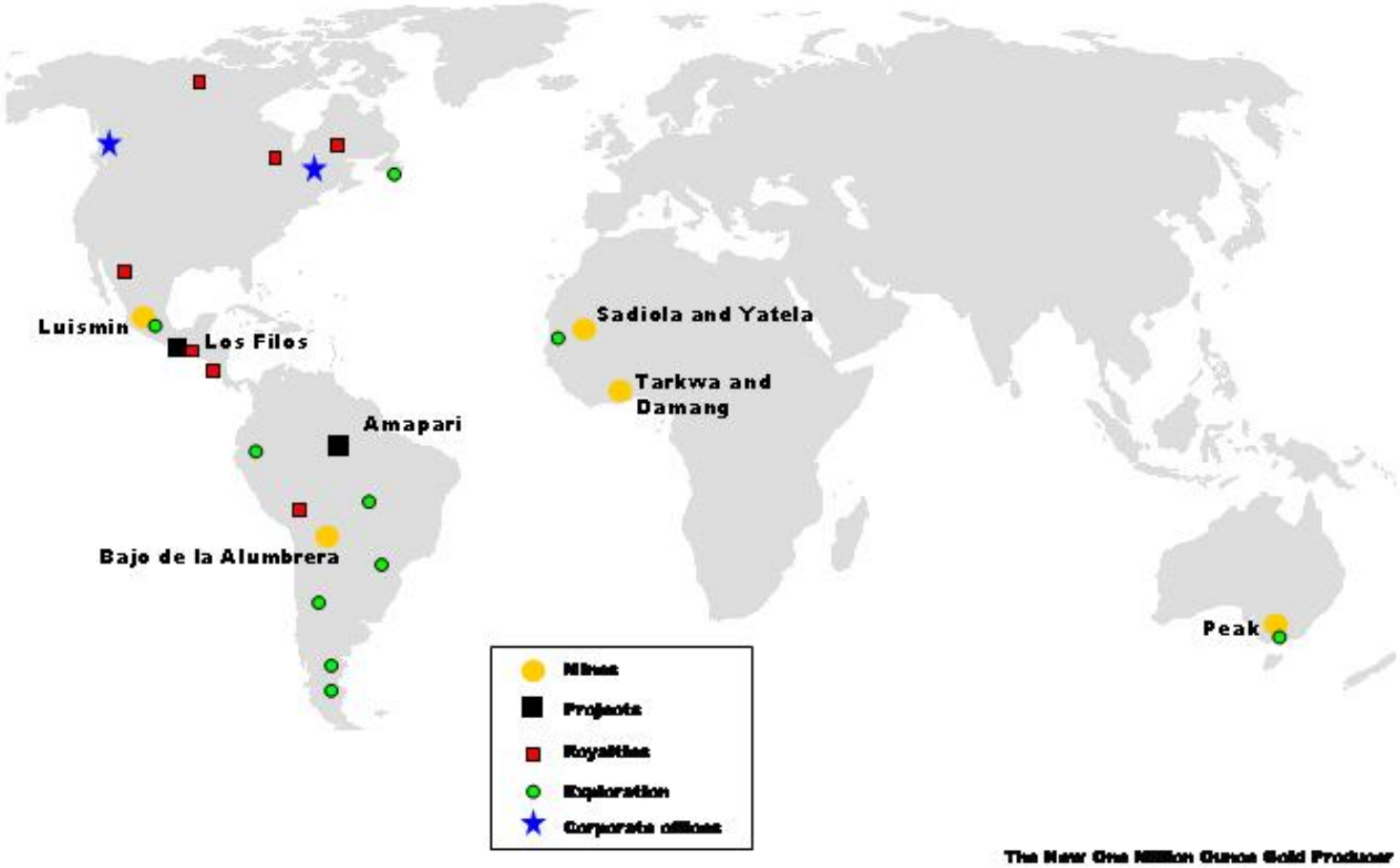

The New One Million Ounce Gold Producer

High Quality Asset Base

2004F Annual Production of 1 Million Ounces of Gold*

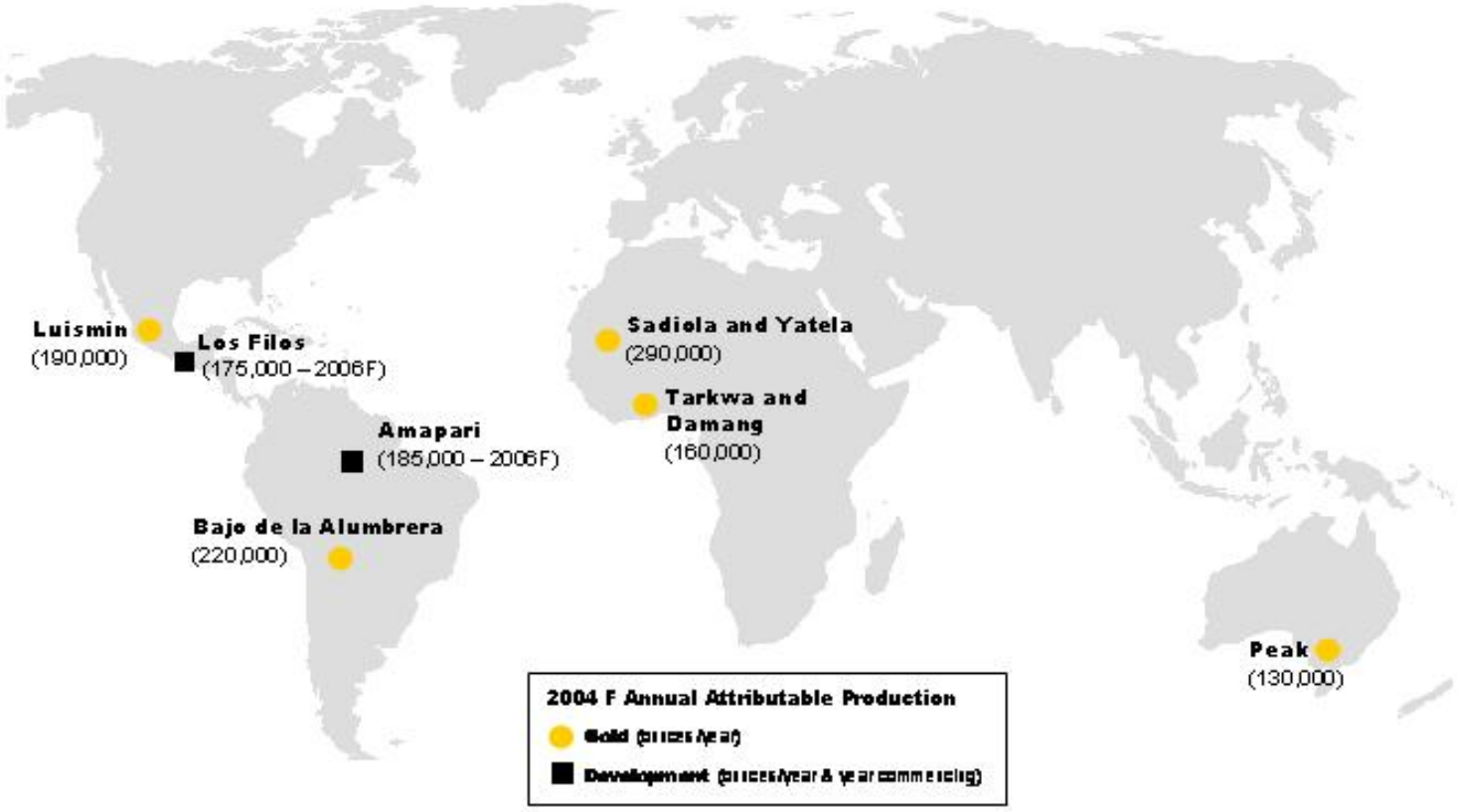

* Gold equivalent basis

High Quality Asset Base
Leading Producer

- Combination creates a 1 million ounce gold producer, lifting Newco above intermediate peers and making it a top 10 global producer and top 5 in North America

GOLD PRODUCTION RANKING (2004F)[1]

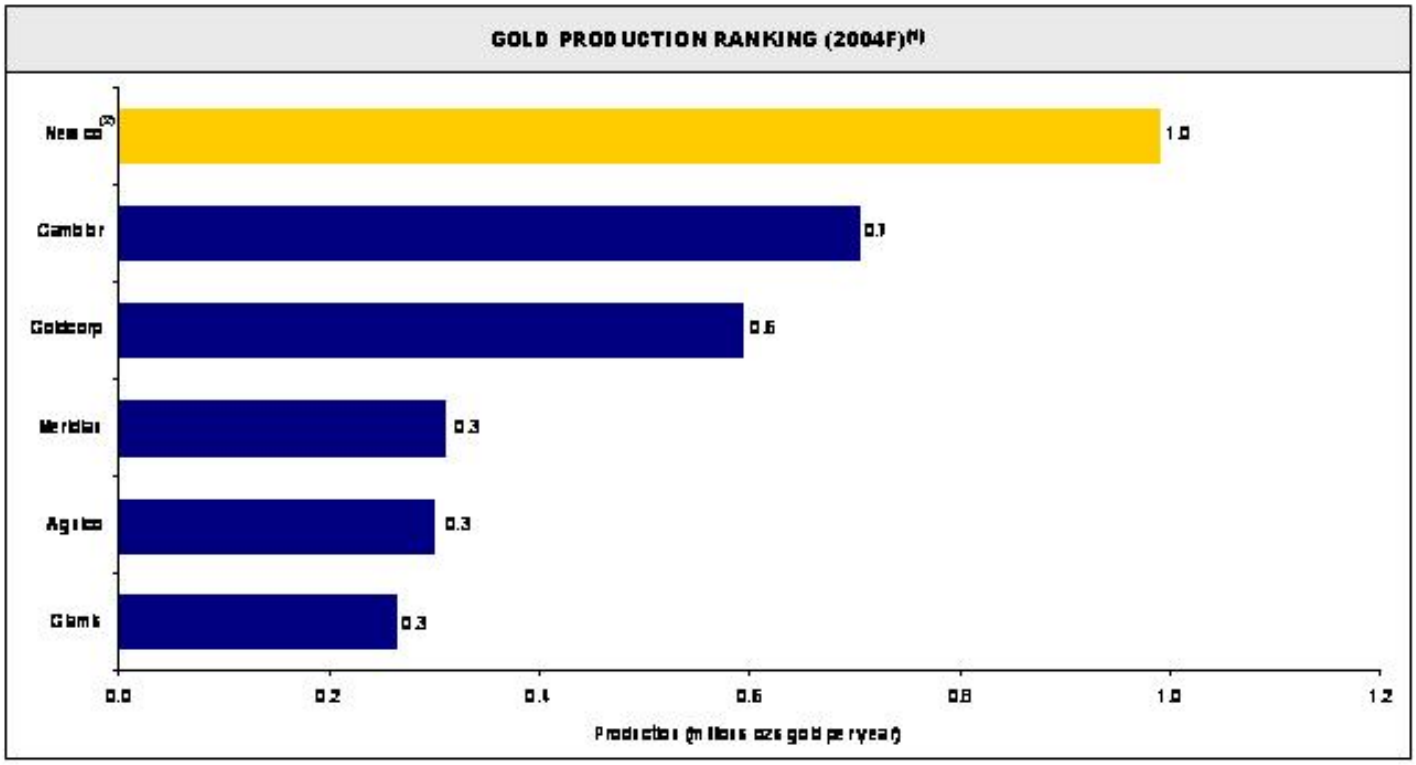

[1] 2004 production estimates as disclosed by individual companies. Newco assumes combination effective January 1, 2004.
[2] Newco includes 5.0 million ounces silver production (converted at a ratio of $3400/oz gold to $6.00/oz silver).

9

The New One Million Ounce Gold Producer

http://www.iamgold.com/investor-relations/presentations/2004/IMG_March_30_2004_NBF/images/Slide10.JPG7/23/2005 10:24:45 AM

High Quality Asset Base
Low Cash Costs

- Newco's cash costs are among the industry's lowest

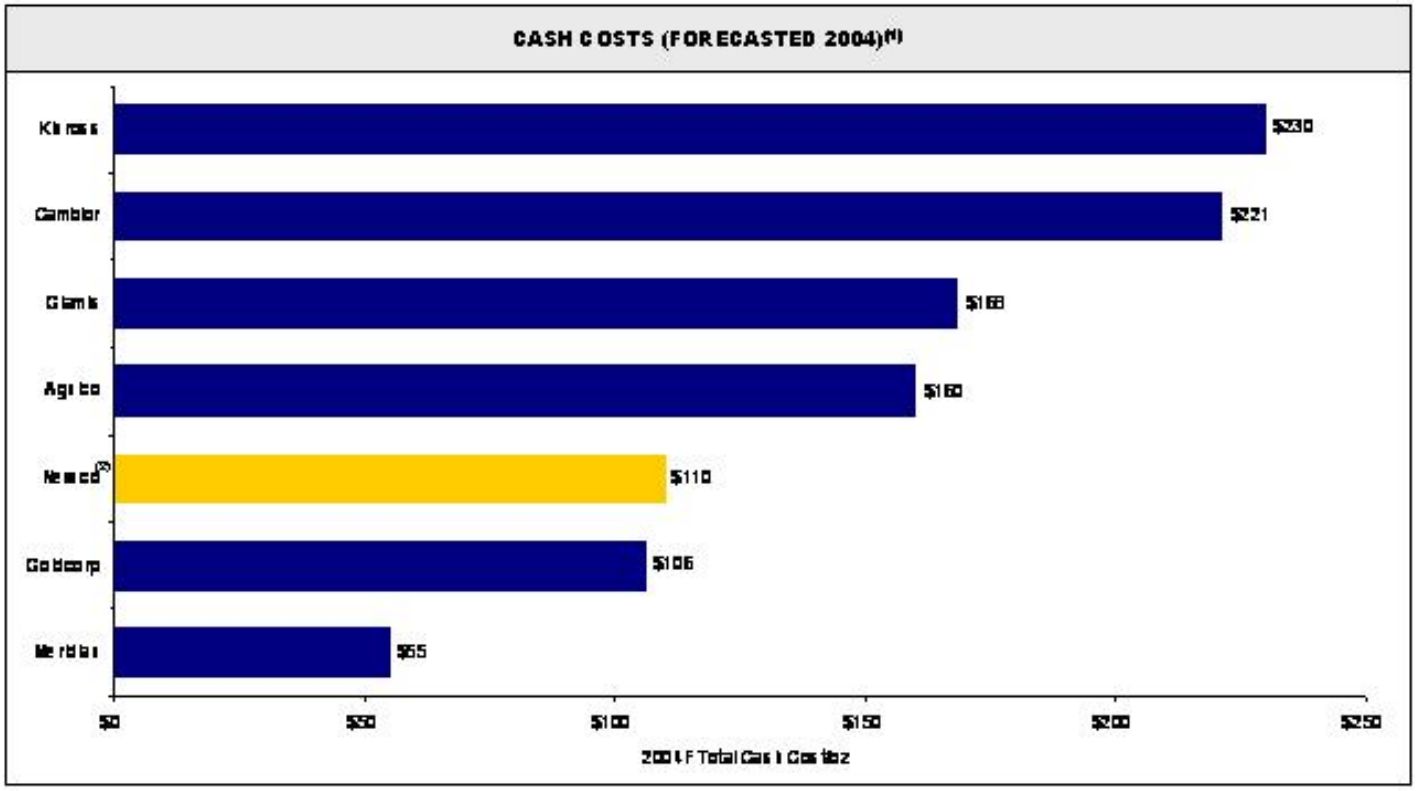

(1) Cash costs as disclosed by individual companies. Newco assumes combination effective January 1, 2004.
(2) A $119 is cash cost using by-product method with net copper revenue subtracted from gold operating costs. Co-product cash costs estimated to be $294/oz. (Co-product method assumes costs are allocated to each commodity based on its percentage contribution to the NSR.) Copper price of $1.25/lb. assumed.

The New One Million Ounce Gold Producer

High Quality Asset Base

Strong and Growing Reserves

- Newco will have 9 million ounces of reserves and an additional 15 million ounces of resources

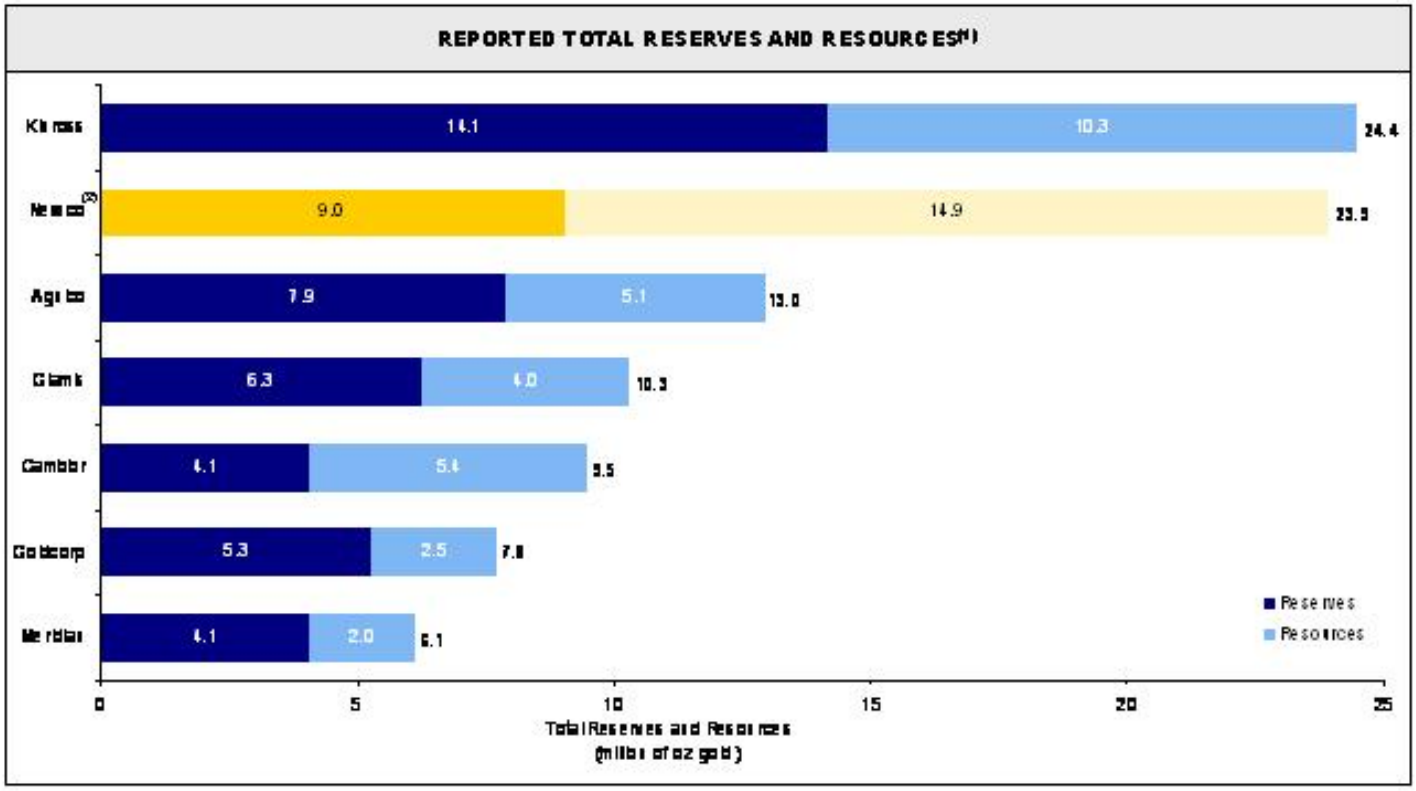

(1) Reserves (Proved &Probable) and Resources (Measured, Indicated and Inferred) reported as of December 31, 2003. Inferred resources for Glamis not available.
(2) Includes 2.8 million ounces of gold equivalent from silver (converted at a ratio of $100/oz gold to $5.56/oz silver).

Financial Strength
Excellent Trading Liquidity

- Among the most liquid of gold mining stocks, Newco likely to benefit from further volume increases

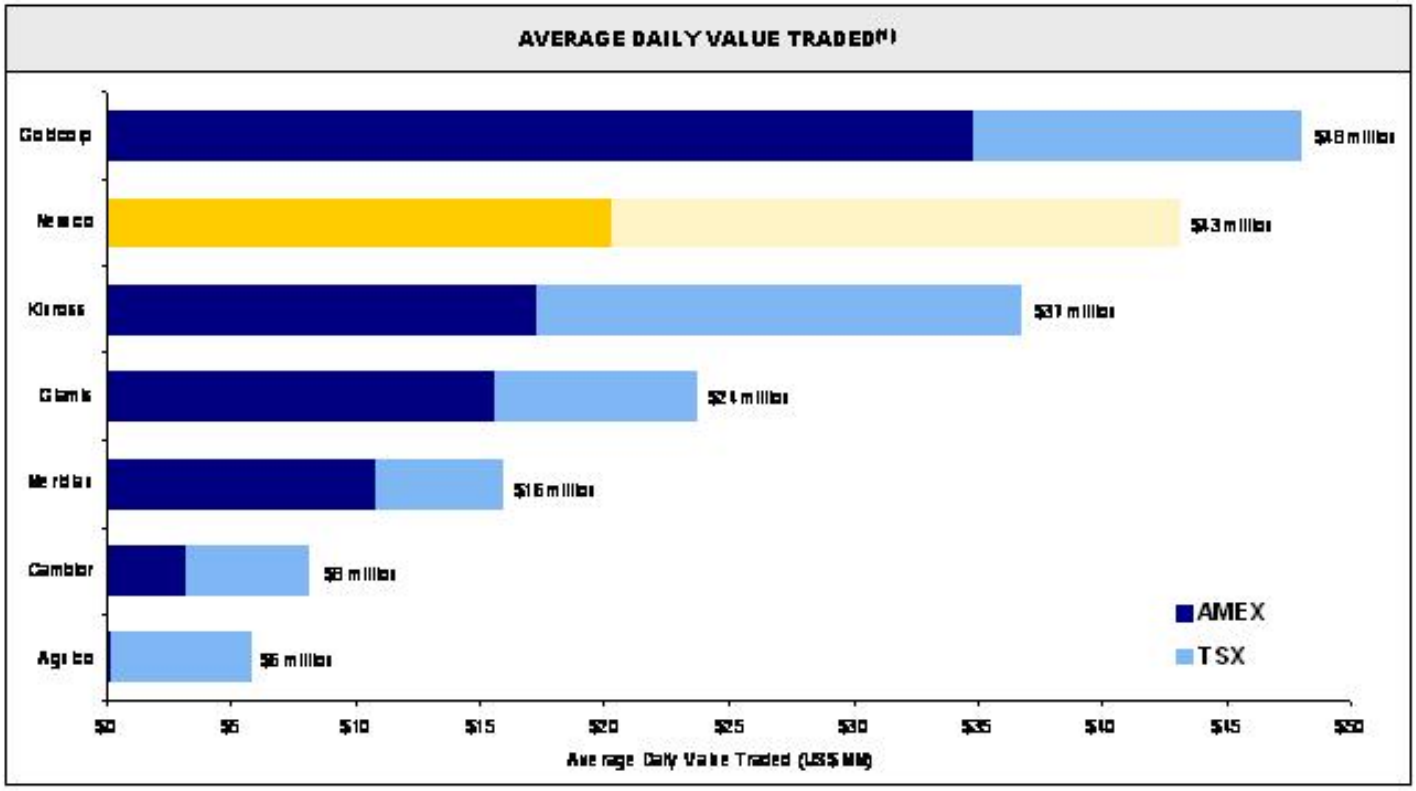

(1) Average daily value traded on US exchanges (AMEX, NYSE) and Canadian exchange (TSX) for last four months ended February 28, 2004. Newco value calculated by adding the values of IAMGOLD and Wheaton River.

Financial Strength

Strong Cash Position

- Newco's cash balance provides financial flexibility

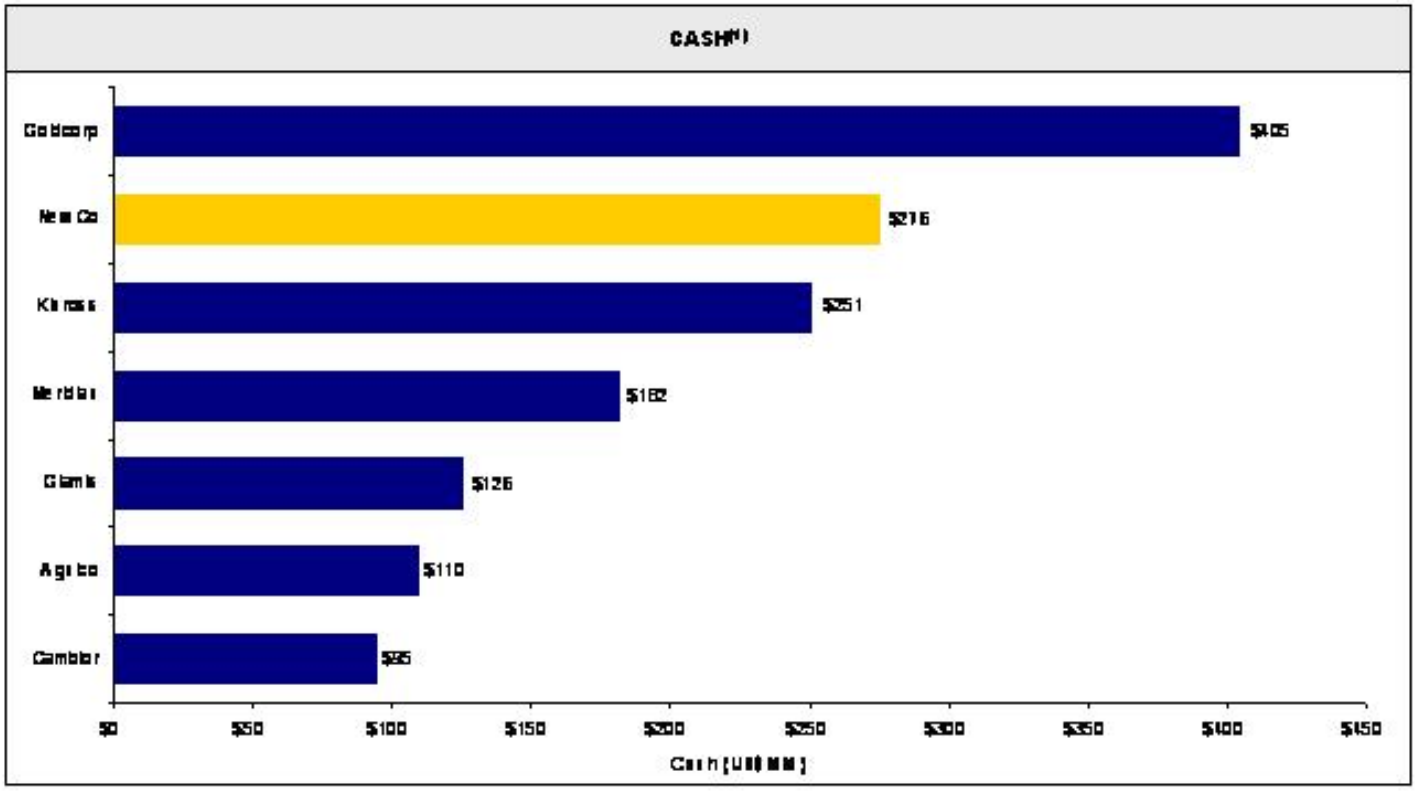

(1) Per company financial statements as at December 31, 2003. Cash = Cash + Bullion + Cash equivalents.

Financial Strength
Exceptional Cash Generation

- Newco operations will generate high free cash flows supplementing financial flexibility

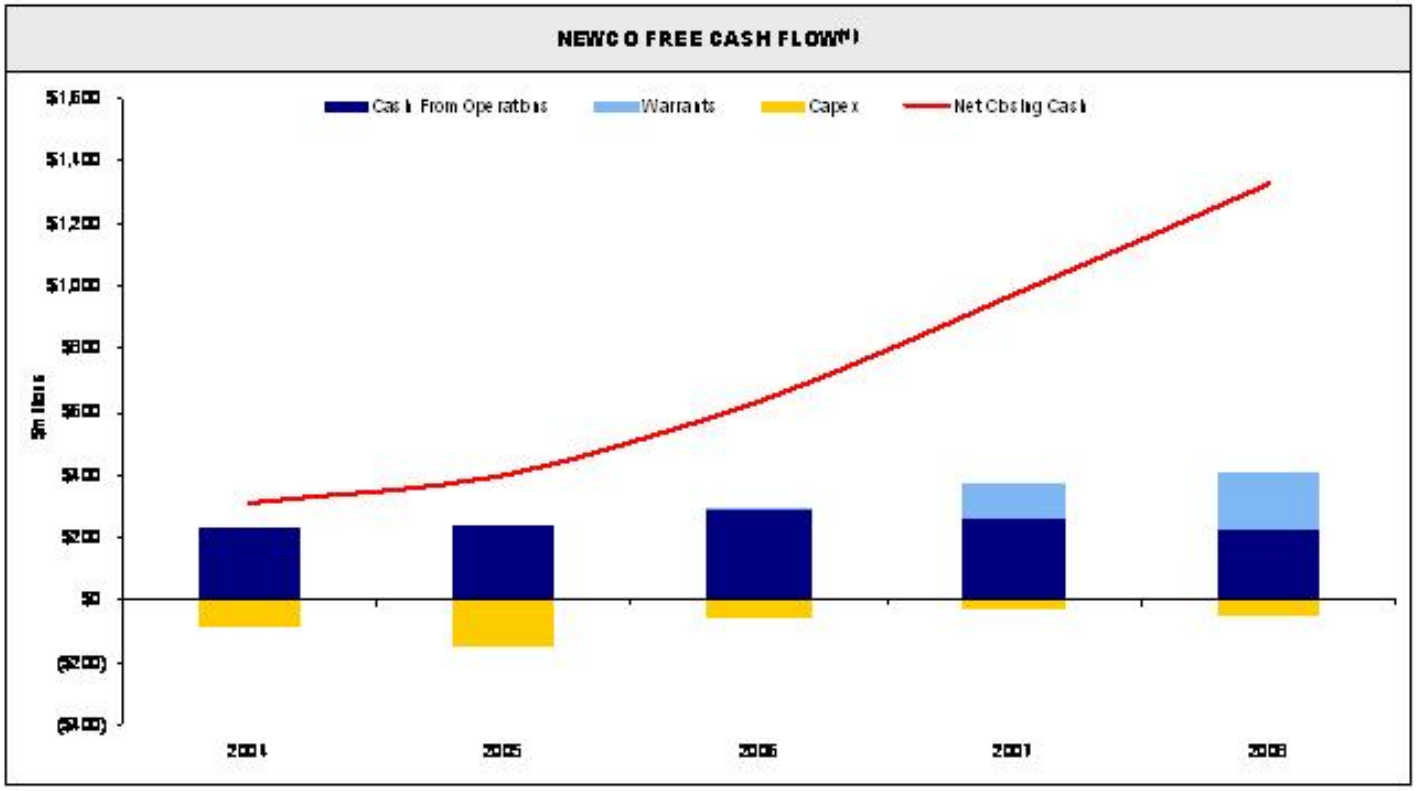

(1) Based on MineFill and company estimates using long-term gold price of $400/oz and copper price of $1.00 /lb. Assumes warrants exercised in year of expiration.

Growth
Leading Production

- Newco's annual production will quickly grow to 1.3 million ounces

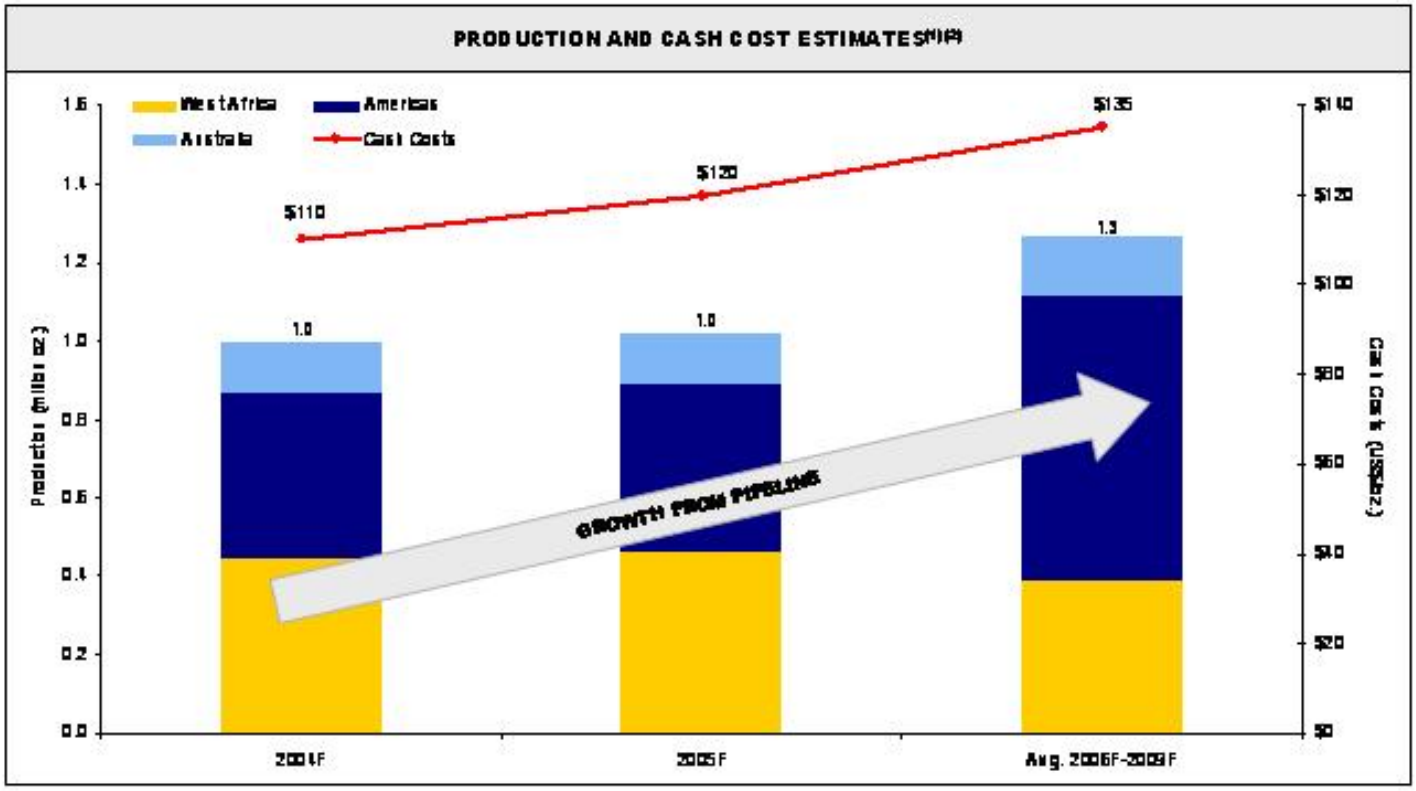

(1) Assumes combination effective January 1, 2004.
(2) Newco cash costs calculated using copper as a by-product (Assumed copper price of $1.25/lb. in 2004 and $1.00/lb. in 2005 & thereafter). If copper was treated as a co-product, cash costs would equal $264, $291, and $188 for 2004F, 2005F, and Avg. 2006F-2009F respectively.

Growth
Positioned for Continued Growth

- Focus in the Americas and West Africa
- Peak provides foothold in Australia
- Acquisition of gold mining companies, mines or advanced-stage mine development projects where Newco will become the operator:
  - > 1.5 million oz resource potential
  - > 200,000 oz annual production potential
- Flexible balance sheet and strong cash flow generation creates foundation for future growth
- Accretive to net asset value, cash flow, earnings

Valuation Upside

- Trades at a discount relative to unhedged producers
- Growth, low cash costs, and long reserve/resource life merit a strong Newco multiple

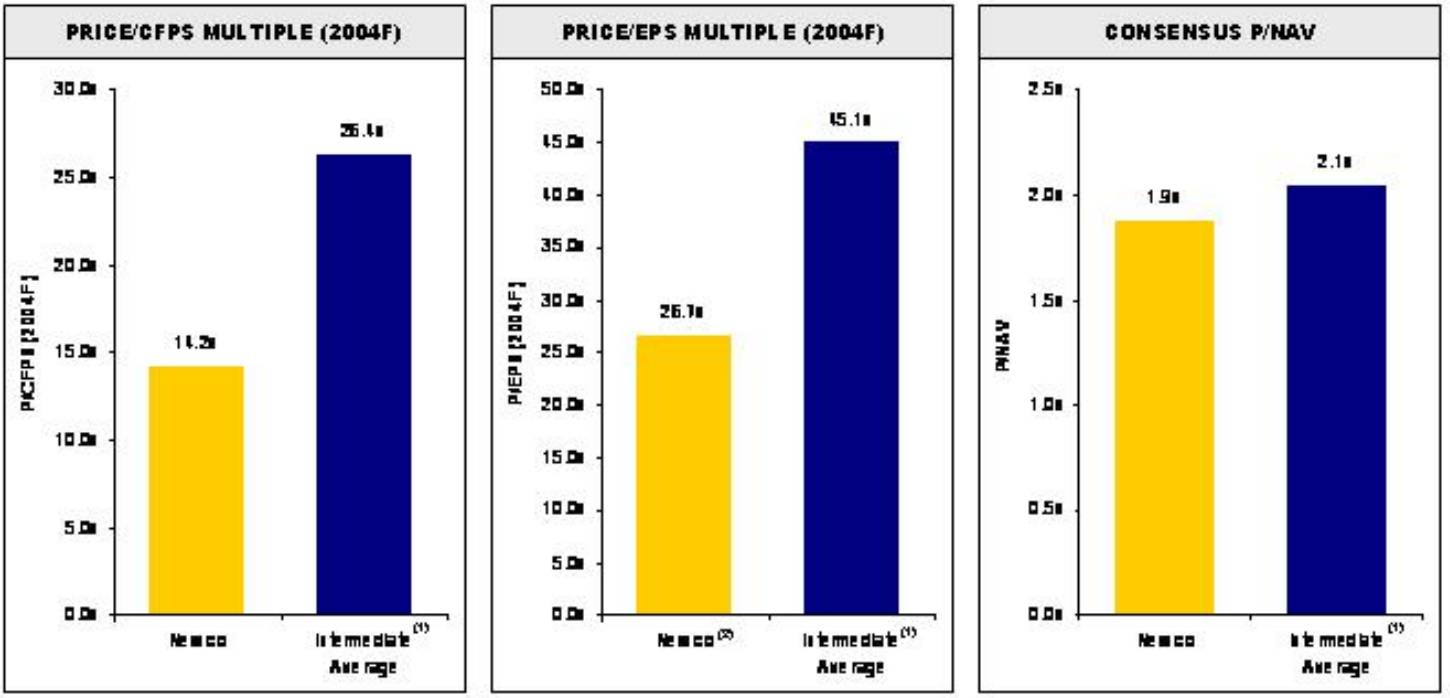

(1) Intermediate Average includes Agnico, Glamis, Goldcorp and Meridian.
(2) IAMGOLD estimate adjusted for transaction costs and incremental amortization.
Source: All estimates based on IAMGOLD consensus analyst estimates and share prices as of March 30, 2004.

Valuation Upside

- Trades at low multiple of gold production and reserves/resources

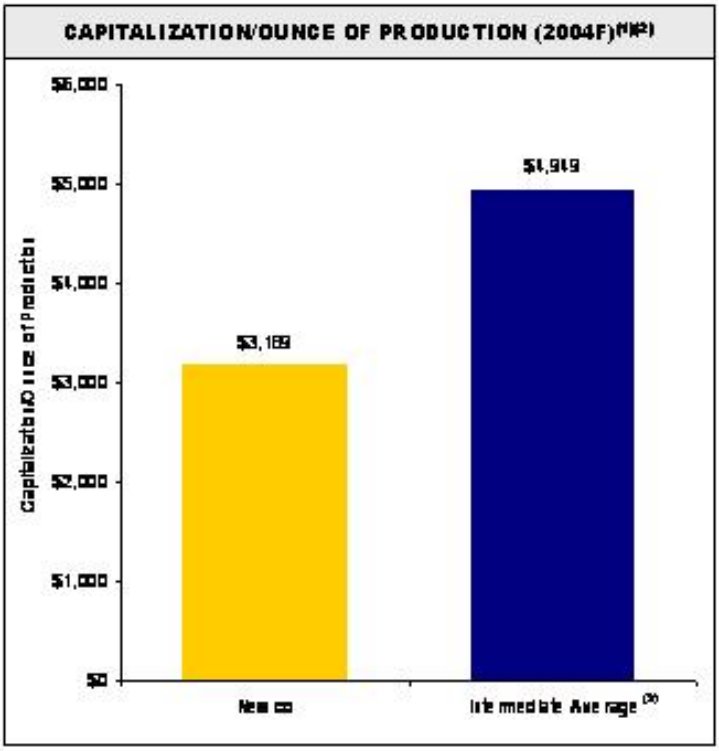

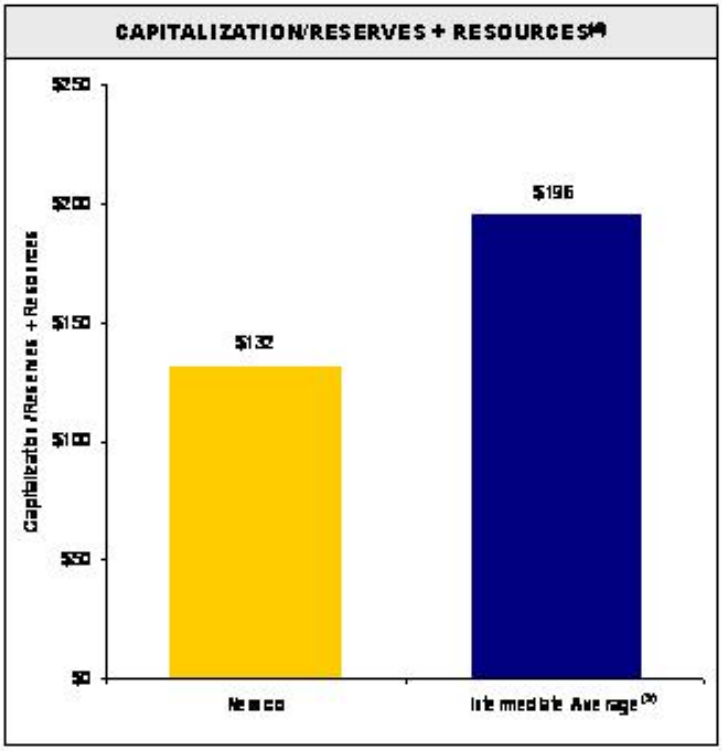

(1) Capitalization = market capitalization (as at March 30, 2004) plus net debt.
(2) 2004 production estimates as disclosed by individual companies. Newco assumes combination effective January 1, 2004.
(3) Intermediate Average includes Agnico, Diavik, Goldcorp and Meridian.
(4) Reserves (Proved and Probable) and Resources (Measured, Indicated and Inferred) as at December 31, 2003. Inferred resources for Diavik not available.

The New One Million Ounce Gold Producer

HIGHLIGHTS ...

- Diversification from 7 operations with low operating risk
- Large reserve / resource base
- Low cash costs
- Powerful cash generation
- Strong production growth profile
- Excellent trading liquidity
- Entrepreneurial management team and board
- Positioned for additional growth through acquisitions

APPENDICES

Appendix A
Transaction Summary

TRANSACTION STRUCTURE	■ Plan of arrangement
CONSIDERATION	■ Each Wheaton River share will be exchanged for 0.55 of an IAMGOLD share ■ Wheaton River warrants will be exercisable to purchase IAMGOLD shares on the same exchange basis.
CONDITIONS	■ Subject to due diligence review by each of IAMGOLD and Wheaton River ■ Receipt of fairness opinion by each of IAMGOLD and Wheaton River ■ Execution of definitive agreement by April 30
SUPPORT AGREEMENT	■ All directors of IAMGOLD and Wheaton River have agreed to vote their shares in favour of the combination
TERMINATION PROVISIONS	■ Each company has the right to match a superior proposal ■ If the combination does not occur as a result of one party accepting a superior proposal, a termination fee equal to 3% of that party's market capitalization will be payable to the other
REQUIRED SHAREHOLDER VOTES	■ Combination must be approved by at least two-thirds of the votes cast by the shareholders of Wheaton River and by a majority of the votes cast by the shareholders of IAMGOLD ■ Shareholder meetings are expected to be held in June 2004
CLOSING	■ Expected in June 2004

Appendix B
Newco Fact Sheet

	IAMGOLD	WHEATON RIVER	NEWCO
Principle Stock Exchange Listing	TSX; AMEX	TSX; AMEX	TSX; AMEX
Share Price (C$)[1]	$9.35	$4.12	$9.35
Share Price (US$)[1]	$7.20	$3.14	$7.20
Basic Shares Outstanding (millions)	146	568	468
Fully Diluted Shares Outstanding (millions)[2]	152	769	575
Market Capitalization (US$ millions) - Basic	$1,048	$1,783	$3,297
Average Daily Value Traded (US$ millions)[3]	$7	$36	$43
Balance Sheet Information (at December 31, 2003)			
Cash and Equivalents	$114	$162	$276
Working Capital	$119	$147	$266
Total Debt	$11	$122	$134
Proven and Probable Reserves (million oz)[4]	3.7	5.3	9.0
Measured and Indicated Resources (incl. P&P) (million oz)[4]	5.5	7.9	13.4
Inferred Resources (million oz)[4]	3.9	6.6	10.5
2004F Production (000 oz)[5]	450	540	990
2004F Total Cash Costs (US$/oz)[5]	$220	$19	$110

(1) As at March 26, 2004. Assuming Newco share price is the same as closing price of IAMGOLD on March 26, 2004.
(2) IAMGOLD's shares includes 6 million in-the-money options. Wheaton River's shares include 201 million in-the-money options and warrants.
(3) Average daily value traded for last four months ended February 26, 2004. Newco value calculated by adding the values of IAMGOLD and Wheaton River.
(4) Reserves and Resources as at December 31, 2003, per company financial statements. Measured and Indicated includes Proved and Probable.
(5) Based on Company estimates. Cash costs treat copper as a by-product. Mine-product method used; cash costs would be $188/oz for Wheaton and $264/oz for Newco.

Appendix C
Newco Board of Directors

NAME	OCCUPATION
LARRY BELL	▪ Non-executive Chair of the Board of Directors of both BC Hydro and Powerex. ▪ Director of Interfor and Shato Holdings Ltd.
GORDON J. BOGDEN	▪ Investment Banker
JOHN A. BOULTBEE	▪ Corporate Director
DEREK BULLOCK	▪ Past President of IAMGOLD.
DONALD K. CHARTER	▪ President and CEO, Dundee Securities Corporation and Dundee Private Investors Inc.
JOSEPH F. CONWAY	▪ President and CEO, IAMGOLD
FRANK GIUSTRA	▪ Chairman of Endeavour Financial (Mining Merchant Banking)
DOUG HOLTBY	▪ President and CEO of two private investment companies, Arbutus Road and MKC Capital.

NAME	OCCUPATION
EDUARDO LUNA	▪ President of subsidiary Minas Luismin S.A. de C.V.
ANTONIO MADERO	▪ Chairman of the Board and CEO of SANLUIS Corporación.
IAN MCDONALD	▪ Founder of Wheaton
MAHENDRA NAIK	▪ President and CEO of Yellow Online Inc. ▪ Previously CFO of IAMGOLD.
WILLIAM D. PUGLIESE	▪ Chairman and Director, IAMGOLD
ROBERT A. QUARTERMAIN	▪ President and Director of Silver Standard Resources Inc.
IAN TELFER	▪ Chairman and CEO of Wheaton
NEIL WOODYER	▪ Managing Director and founder of Endeavour Financial (Mining Merchant Banking)

Appendix D
Newco Gold Mines and Projects

- Strong Diversified Asset Base

MINE	OWNERSHIP %	LOCATION	2004F ATTRIBUTABLE PRODUCTION (MM oz)	2004F TOTAL CASH COSTS (US$/oz)	ATTRIBUTABLE RESERVES[1] (MM oz)	ATTRIBUTABLE M&I (INCL. P&P)[1] (MM oz)	ATTRIBUTABLE INFERRED RESOURCES[1] (MM oz)
Sadiola	38.0%	Mali	180	$213	1.03	1.20	3.09
Yatela	40.0%	Mali	110	$222	0.45	0.57	0.06
Tarkwa	18.9%	Ghana	110	$198	2.05	3.51	0.71
Damang	18.9%	Ghana	50	$244	0.19	0.25	0.03
Alumbrera	37.5%	Argentina	220	-$238[2]	2.25	2.25	1.38
Luismin	100.0%	Mexico	190	$182	1.18	1.53	2.91
Peak	100.0%	Australia	130	$237	0.49	0.61	0.87
Amapari	100.0%	Brazil	–	–	1.39	1.69	0.98
Los Filos	100.0%	Mexico	–	–	0.00	1.78	0.48
Total			**990**	**$110**	**9.03**	**13.40**	**10.52**

(1) Reserves and Resources as at December 31, 2003, per company financial statements.
(2) Assumes copper as a by-product. Alumbrera cash costs using co-product = $107/oz. of gold. Newco cash costs using co-product = $204/oz. of gold.
Source: Based on IAMGOLD estimates.

Appendix D
Sadiola Mine – Mali (Newco 38%)

- Located in the extreme west of the Republic of Mali, West Africa near the Senegal/Mali border, approximately 70 km south of Kayes, the regional capital.
- Co-owners are operator AngloGold (38%), the Republic of Mali (18%) and the International Finance Corporation (6%).
- Discovered by IAMGOLD in 1990.
- JV agreement with Anglo American in 1992 in order to finance Sadiola's development.
- Feasibility Study completed in 1993, production commenced in 1996.
- Mine commissioned in 1997 at a capital cost of US$280 million.
- Sadiola Mining Permit is for an initial 30 year term, expiring in 2024.
- Estimated 2004 attributable production of 180,000 ounces at a cash cost of $213/ounce.
- Conceptual on deep sulphide indicates potential for LOM extension of 1.8 million oz over 4 years.



MINERAL RESERVES AND RESOURCES (AS AT DEC-31-03)

CATEGORY	TONNES (MM) (100%)	GRADE (g/t)	ATTRIBUTABLE GOLD (oz) (38%)
Proved & Probable	26.9	3.10	1.03
Measured & Indicated (incl. P&P)	43.1	2.30	1.20
Inferred	144.3	1.60	3.09

- Sadiola deep sulphide project, plus resource expansion at FE3 and FE4 being advanced
- Pre-feasibility study at Sadiola Deep expected before year-end 2004.

Appendix D
Yatela Mine – Mali (Newco 40%)

- Located 30km north of the Sadiola Mining Permit. The Yatela Mining Permit covers 195 km².
- Co-owners are operator AngloGold (40%) and the Republic of Mali (20%).
- IAMGOLD/AngloGold joint venture acquired Yatela ground in 1997.
- Feasibility study completed between April 1998 and September 1999 with construction commencing in October 2000 (completed on time and within budget).
- Shares a management team with Sadiola
- Yatela Mining Permit is for an initial term of 30 years, expiring in 2031.
- Estimated 2004 attributable production of 110,000 ounces at a cash cost of $222/ounce.
- Alamoutala Satellite pit discovered in 2002 and currently being mined.
- Main pit and satellite pit extensions being explored to extend mine life beyond early 2007.



MINERAL RESERVES AND RESOURCES (AS AT DEC-31-03)

CATEGORY	TONNES (MM) (100%)	GRADE (g/t)	ATTRIBUTABLE GOLD (oz) (40%)
Proved & Probable	10.1	3.30	0.45
Measured & Indicated (Incl. P&P)	19.2	2.30	0.51
Inferred	1.1	1.00	0.06

Appendix D
Tarkwa Mine – Ghana (Newco 18.9%)

- Located in south-western Ghana, about 300 km by road west of Accra, the capital.
- Co-owners include operator Gold Fields (71.1%) and the Republic of Ghana (10% carried interest).
- Acquired by IAMGOLD in 1999.
- Consists of an open pit heap leach operation on the Tarkwa property and the adjacent northern portion of the Teberebie property.
- Open pit operations began in 1998 and in 1999 the old underground mining operations were shutdown.
- $85 million CIL plant expansion and switch to owner-operator mining expected to be concluded by December 2004.
- Production growing to approximately 700,000 oz/year (100%) by 2006.
- Estimated 2004 attributable production of 110,000 ounces at a cash cost of $198/ounce.
- Potential to expand CIL production at reduced capital costs.



MINERAL RESERVES AND RESOURCES (AS AT DEC-31-03)

CATEGORY	TONNES (MM) (100%)	GRADE (g/t)	ATTRIBUTABLE GOLD (oz) (18.9%)
Proved & Probable	232.0	1.30	2.05
Measured & Indicated (Incl. P&P)	421.5	1.30	3.51
Inferred	50.4	2.30	0.31

Appendix D
Damang Mine – Ghana (Newco 18.9%)

- Located 40 km north of the Tarkwa Gold Mine.
- Co-owners include operator Gold Fields (71.1%) and the Republic of Ghana (10% carried interest).
- Open pit operation that utilizes a conventional carbon-in-leach process plant with a capacity to treat up to 4.6 million tonnes per annum.
- The Damang Gold Mine commenced production in 1997 following exploration work dating back to 1993.
- Additional resource drilling ongoing with objective of increasing mine life.
- Estimated 2004 attributable production of 50,000 ounces at a cash cost of $244/ounce.
- Resource expansion drilling has identified material with excellent potential to expand mine life.



MINERAL RESERVES AND RESOURCES (AS AT DEC-31-03)

CATEGORY	TONNES (MM) (100%)	GRADE (g/t)	ATTRIBUTABLE GOLD (oz) (18.9%)
Proved & Probable	17.3	1.30	0.19
Measured & Indicated (Incl. P&P)	21.9	1.10	0.25
Inferred	2.9	1.90	0.03

Appendix D

Bajo de la Alumbrera Mine – Argentina (Newco 37.5%)

- Located in the northwest of Argentina.
- Wheaton acquired a 37.5% interest in this large open pit gold copper mine in two separate transactions, both in 2003.
- Co-ownership of the mine includes Xstrata (operator) at 50% and Northern Orion at 12.5%.
- Open pit 300,000 tonnes per day.
- Plant 100,000 tonnes per day.
- 10+ years of proven and probable reserves.
- Rail and port facilities.
- Historical Capex: US$1.2 billion.
- Commercial production began February 1998.
- Estimated attributable 2004 production of 220,000 ounces of gold and 147 million pounds of copper at a cash cost (net of copper credit) of -$238/oz. On a co-product basis cash costs would be $187/oz.



GOLD RESERVES AND RESOURCES (AS AT DEC-31-03)

CATEGORY	TONNES (MM) (100%)	GRADE (g/t)	ATTRIBUTABLE GOLD (oz) (37.5%)
Proved & Probable	124.1	0.56	2.25
Inferred	12.9	3.33	1.38

COPPER RESERVES AND RESOURCES (AS AT DEC-31-03)

CATEGORY	TONNES (MM) (100%)	% Cu	ATTRIBUTABLE COPPER (oz) (37.5%)
Proved & Probable	124.1	0.50%	0.62

Appendix D
Luismin Complex – Mexico (Newco 100%)

- Located in the San Dimas district, on the border of Durango and Sinaloa states and in the state of Querétaro.
- Acquired by Wheaton In June of 2002.
- Consists of the Tayoltita, Santa Rita, San Antonio and the San Martin mines.
- Mines have produced over 838,000 ounces of gold and 57 million ounces of silver since 1991.
- San Dimas (largest mine) is a world-class epithermal vein system accounting for 70% of production.
- Operations have consistently converted 90% of resources into reserves over the last 12 years.
- Estimated 2004 production of 190,000 ounces at $182/oz.



GOLD RESERVES AND RESOURCES (AS AT DEC-31-03)

CATEGORY	TONNES (MM) (100%)	GRADE (g/t)	ATTRIBUTABLE GOLD (oz) (100%)
Proved & Probable	1.9	1.11	0.69
Au. Equivalent Silver Oz			0.48
Measured & Indicated (incl. P&P)	7.13	1.51	1.05
Inferred	9.0	2.82	0.82
Au. Equivalent Silver Oz			2.09

SILVER RESERVES AND RESOURCES (AS AT DEC-31-03)

CATEGORY	TONNES (MM) (100%)	% Cu	ATTRIBUTABLE SILVER (oz) (100%)
Proved & Probable	3.3	3.11	32.15
Inferred	15.1	2.90	14.053

Appendix D
Peak Mine – Australia (Newco 100%)

- Located 600km west of Sydney.
- Acquired by Wheaton in March 2003 and includes 50km of adjacent exploration ground.
- Consists of several underground and open pit ore bodies.
- Estimated 2004 production of 130,000 ounces at $237/oz.



GOLD RESERVES AND RESOURCES (AS AT DEC-31-03)

CATEGORY	TONNES (MM) (100%)	GRADE (g/t)	ATTRIBUTABLE GOLD (oz) (100%)
Proved & Probable	2.3	6.48	0.49
Measured & Indicated (incl. P&P)	3.3	5.63	0.61
Inferred	3.2	8.40	0.81

COPPER RESERVES AND RESOURCES (AS AT DEC-31-03)

CATEGORY	TONNES (MM) (100%)	% Cu	ATTRIBUTABLE COPPER (oz) (100%)
Proved & Probable	2.3	0.53%	0.01
Measured & Indicated (incl. P&P)	3.3	0.66%	0.02
Inferred	3.2	1.11%	0.04

Appendix D

Amapari Gold Development Project – Brazil (Newco 100%)

- Located in Brazil's Amapa State.
- Acquired in January, 2004.
- Consists of an open pittable heap leach oxide deposit and an underground sulphide deposit, containing 1.7 million measured and indicated resource ounces and an additional 1 million ounces in the inferred resource category.
- Construction of the project commenced in November 2003 and production is expected to begin in 2005.
- With an oxide open pit reserve grade of 2.13 g/t and estimated heap leach recoveries in excess of 90%, the project will result in significant low-cost production.
- Construction of the open pit heap leach operation expected to cost approximately US$70 million (includeing final property payments of US$15 million due to AngloGold in 2004 and 2005).
- The second $50 million underground phase will be funded with the cash flow from operations.
- Expected annual production of 185,000 ounces at $137/oz.



MINERAL RESERVES AND RESOURCES (AS AT DEC-31-03)

CATEGORY	TONNES (MM) (100%)	GRADE (g/t)	ATTRIBUTABLE GOLD (oz) (18.9%)
Proved & Probable	18.8	2.93	1.39
Measured & Indicated (incl. P&P)	21.3	2.41	1.69
Inferred	7.4	4.10	0.98