

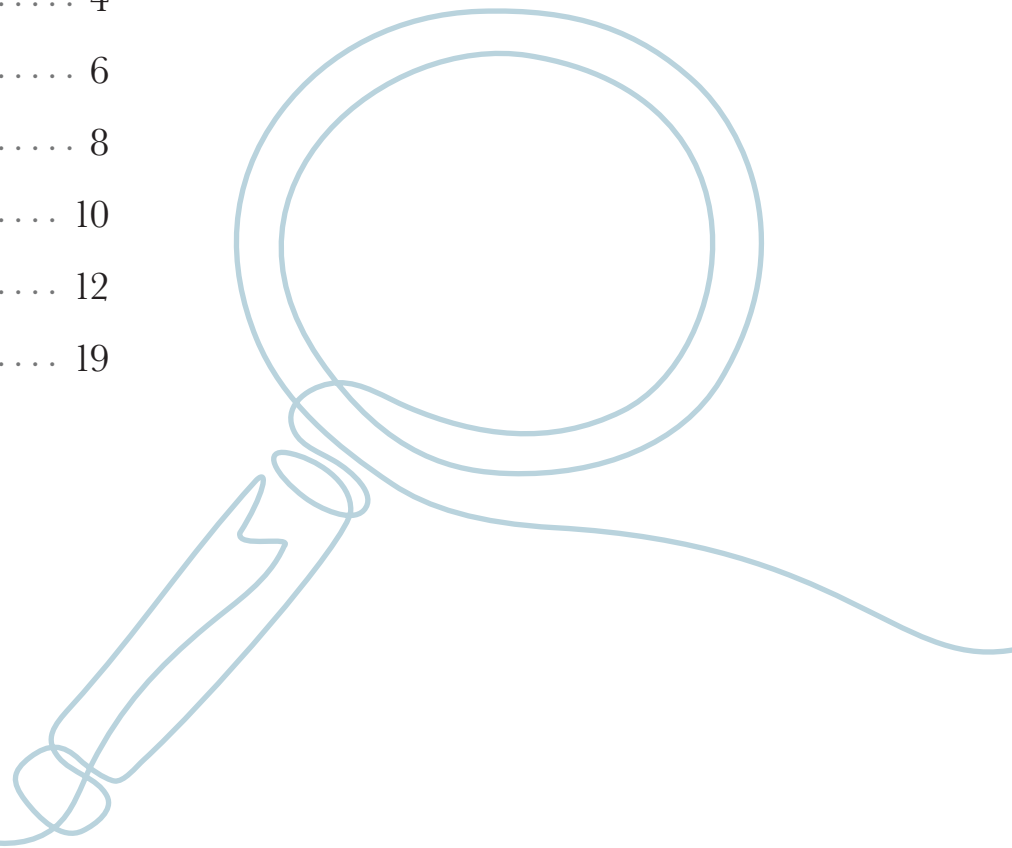
United Bancorporation 
of Alabama, Inc.

Positioned
for the Future



Contents

Letter from the President	2
A Transformational Year	4
Positioned for Growth	6
Delivering for Our Customers	8
Our People & Our Communities	10
Financial Performance	12
Board of Directors	19





Michael Vincent
President & CEO

2025 was a year of deliberate investment. United Bank completed the implementation of new core and digital banking platforms. This effort required coordination across every part of our organization, with careful attention to the customers and communities who depend on us every day.

That work positions us well. Modern infrastructure gives us the ability to operate more efficiently, reduce manual processes, and expand the ways customers bank with us across both branch and digital channels. It also opens the door to new products and services as customer needs continue to evolve.

What it does not change is what has always defined United Bank. Our strength is our people. Personal service, local decision-making, and trusted relationships remain at the heart of how we operate. That will not change as our capabilities grow.

United Bank also delivered solid financial performance in 2025, reflecting a strong balance sheet and the continued confidence of our customers and communities. A summary of the bank's financial results is included in this report.

Through our work as a Community Development Financial Institution and through UB Community Development, we remain committed to economic development, affordable housing, and the kinds of projects that create lasting opportunity across our region.

Looking ahead, we will continue pursuing disciplined growth through responsible lending, strong deposit relationships, and expanded services. We also remain open to strategic acquisitions when they align with our long-term vision and strengthen our ability to serve the markets where we operate.

For more than a century, United Bank has served this region with stability, integrity, and personal service. The investments made in 2025 ensure we are prepared to carry that forward.

I want to thank our Board of Directors for their leadership and their commitment to the long-term success of our bank — and to thank you for the trust you place in us.



Michael Vincent
President & CEO



The investments made
in 2025 establish a strong
foundation for the future
of United Bank.

Following a year of preparation and investment,
2025 marked a significant operational milestone for United Bank.

A Transformational Year



In 2025, United Bank completed the conversion to new core and digital banking platforms — one of the most consequential infrastructure projects in the bank's recent history.

The transition required careful planning across every department and a sustained commitment to minimizing disruption for customers and team members alike. That effort paid off. The bank moved through the conversion with operational continuity and emerged with a technology foundation capable of supporting the next phase of our growth.

2025

Technology Transformation

- ✓ Core banking platform conversion
- ✓ Digital banking platform upgrade
- ✓ Enhanced security and infrastructure
- ✓ Expanded digital capabilities
- ✓ Improved operational efficiency

Modern core systems reduce manual processes, strengthen security, and create the flexibility to introduce new products and services as customer needs change. The digital platform upgrades expand how customers can access and manage their accounts, making United Bank more accessible without sacrificing the personal relationships that set community banking apart.



Positioned for Growth

With a stronger operational foundation in place, United Bank is focused on what comes next.



United Bank's growth strategy is straightforward: build lasting relationships, make sound decisions, and expand carefully into markets where we can serve customers well.

That means continued investment in organic growth — responsible lending, strong deposit relationships, and services that meet the full range of customer needs. It also means staying open to strategic acquisitions when the right opportunities arise and when they align with our long-term vision for the bank.

What makes that strategy credible is the foundation supporting it. Modern systems, experienced leadership, and a clear sense of what this bank stands for give us the ability to grow without losing what matters. We compete on relationships, local knowledge, and the ability to make decisions close to the customer. That does not change as we grow.



Strategic Focus

- ✓ Strengthening customer relationships
- ✓ Supporting local businesses and communities
- ✓ Responsible loan and deposit growth
- ✓ Expanding services across our markets
- ✓ Evaluating strategic acquisition opportunities

Strong customer relationships have always been United Bank's competitive advantage, and the measure of everything we do.

Delivering for Our Customers



Banking options have multiplied. What has not changed is what customers actually want: someone who knows them, understands their situation, and can make a decision without routing them through a call center three states away.

That is what United Bank delivers. Across our branch network and digital channels, customers have access to responsive service, local decision-making, and financial solutions built around their goals — not standardized products pushed from a distance.

Our teams work directly with individuals, families, and businesses every day to help them access credit, manage their finances, and plan for what is ahead.

As our technology continues to improve, it does not replace those relationships. It makes them easier to sustain at scale.



 Birmingham

Our People & Our Communities

Every branch, every relationship, every investment in this region reflects a team that is genuinely committed to the communities where they live and work.

Alabama

 Camden

 Monroeville

 Frisco City

 Brewton

Atmore 

 Flomaton

Bay Minette  Bay Minette

 Jay

 Semmes

Daphne  Loxley
 Silverhill

 Milton
 Pace

Magnolia  Summerdale
Springs  Lillian
 Foley

Florida

Our team members are part of the communities they serve, and it shows in how they work. Local knowledge, long-term relationships, and a deep responsibility to the customers and communities we serve define the United Bank experience.

That community commitment extends beyond the branch. As a designated Community Development Financial Institution, United Bank operates with a mandate that goes beyond traditional banking. Through UB Community Development and strategic partnerships, the bank finances affordable housing, supports small business growth, and helps fund the community facilities and economic development projects that strengthen the regions we serve.

Together, our people and our community partnerships keep United Bank a strong, trusted presence in the communities we serve.



2025 Community Impact

- ✓ Community Development Financial Institution (CDFI)
- ✓ New Markets Tax Credit financing
- ✓ Affordable housing and community development projects
- ✓ Support for local businesses and nonprofits

\$75
MILLION **New Markets Tax Credit
Awarded**

\$131
MILLION **Community Housing
Capital Loans Closed**

\$3.3
MILLION **Income from UB Community
Development programs**



Financial Performance

United Bank continued to deliver strong financial performance in 2025, supported by disciplined management, a strong balance sheet, and the confidence of our customers and communities. A summary of key financial results follows.



2025 by the numbers

total assets

\$1.4
BILLION

total loans

\$892
MILLION

net income

\$17.1
MILLION

total deposits

\$1.1
BILLION

earnings
per share

\$5.23

net interest
margin

4.55%

return on avg.
common equity

12.55%

tier one
leverage ratio

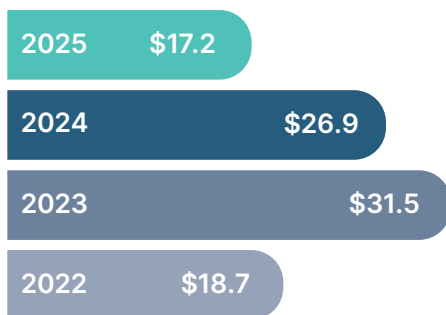
19.22%

2025 financial tables (12 months ended December 31)

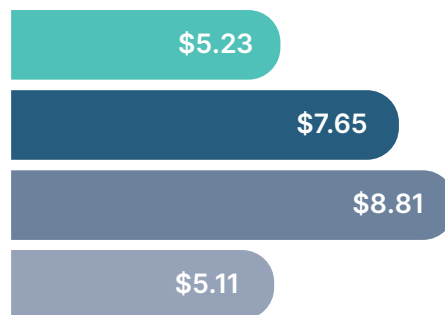
Performance Metrics

	2025	2024	2023	2022
Loans, held for investment	\$892,398,714	\$871,416,223	\$811,947,933	\$722,515,490
Total Deposits	\$1,136,926,108	\$1,090,115,173	\$1,089,852,744	\$1,169,037,804
Total Assets	\$1,451,788,698	\$1,400,677,711	\$1,389,987,020	\$1,407,236,616
Net Income	\$17,197,948	\$26,951,385	\$31,541,135	\$18,684,708
Earnings per Share	\$5.23	\$7.65	\$8.81	\$5.11
Net Interest Margin	4.55%	4.60%	4.65%	3.71%
Return on Average Common Equity	12.55%	21.32%	31.60%	20.27%
Tier One Leverage Ratio	19.22%	19.95%	18.84%	18.00%

net income (millions)



earnings per share



total assets (billions)



consolidated balance sheets (12 months ended December 31)

Assets	2025	2024
Cash and due from banks	\$62,242,155	\$30,386,789
Interest-bearing deposits in banks	92,284,207	126,007,446
Federal funds sold	8,275,000	26,575,000
Securities purchased under agreements to resell	25,087,951	—
Cash and short term investments	187,889,313	182,969,235
Investment in subsidiaries	\$1,721,203	1,247,403
Securities available for sale, at fair value	295,926,563	264,551,872
Securities held to maturity, at amortized cost	2,455,000	4,183,929
Restricted equity securities, at cost	2,179,629	2,115,953
Loans held for investment	892,398,714	871,416,223
Less: Allowance for credit losses	\$11,765,980	12,382,575
Loans, net	880,632,734	859,033,648
NMTC Sub-CDE QLICI Loans	3,465,000	3,465,000
Premises and equipment, net	16,207,957	16,585,353
Interest receivable	9,698,506	9,144,905
Bank owned life insurance	25,740,402	24,967,214
Other real estate owned, net	1,271,486	2,841,465
Core deposit intangible	374,624	441,728
Goodwill	6,516,169	6,516,169
Other assets	17,710,112	22,613,837
Total assets	\$1,451,788,698	\$1,400,677,711

consolidated balance sheets continued

Liabilities and Stockholders' Equity	2025	2024
Deposits		
Non-interest bearing	\$467,527,460	\$473,847,530
Interest bearing	669,398,648	616,267,643
Total deposits	1,136,926,108	1,090,115,173
Interest payable	1,463,881	1,117,151
Other borrowings	30,279,014	33,967,719
Allowance for credit losses on off-balance sheet credit exposures	683,307	909,341
Accrued expenses and other liabilities	12,703,987	8,862,316
Total liabilities	1,182,056,297	\$1,134,971,700
Stockholders' equity		
Preferred stock	123,750,000	123,750,000
Class A common stock	30,584	33,707
Class B common stock	—	—
Additional paid-in capital	16,875,974	22,545,038
Retained earnings	147,109,17	145,295,055
Accumulated other comprehensive loss	(17,742,036)	(25,630,488)
	270,023,699	265,993,312
Less unvested restricted stock	291,298	287,301
Total stockholders' equity	269,732,401	265,706,011
Total liabilities & stockholders' equity	\$1,451,788,698	\$1,400,677,711

consolidated statements of income (12 months ended December 31)

	2025	2024
Interest Income		
Interest and fees on loans	\$59,245,711	\$55,311,562
Interest on investment securities		
Taxable investment securities income	10,398,981	8,973,374
Nontaxable investment securities income	631,736	825,180
Total investment income	11,030,717	9,798,554
Other interest income	5,886,426	8,665,402
Total interest income	76,162,854	73,775,518
Interest expense		
Interest on deposits	15,372,951	13,485,362
Interest on other borrowings	729,210	826,638
Total interest expense	16,102,161	14,312,000
Net interest income	60,060,693	59,463,518
Provision for credit losses	4,042,000	4,360,000
Net interest income after provision for credit losses	56,018,693	55,103,518
Noninterest income		
Service charges and fees	7,831,892	7,745,837
CDFI Award Income	—	10,349,017
New Markets Tax Credit fees	1,980,000	1,620,000
Consulting & Asset Management Fees	121,876	2,612,600
Investment securities gains (losses)	—	(3,043,818)
Mortgage loan and related fees	49,634	56,666
Other income	3,686,488	4,601,205
Total noninterest income	\$13,666,890	\$23,941,507

consolidated statements of income continued

	2025	2024
Noninterest expense		
Salaries and benefits	\$22,102,777	\$22,651,218
Net occupancy expense	3,884,553	4,213,958
Other	18,985,458	16,085,998
Total noninterest expense	44,972,788	42,951,174
Income before income tax expense	24,712,795	36,093,851
Income tax expense	5,039,847	8,090,591
Net income	19,672,948	28,003,260
Preferred stock dividends	(2,475,000)	(1,051,875)
Net income available to common shareholders	\$17,197,948	\$26,951,385
Basic earnings per common share	\$5.23	\$7.65
Basic weighted avg shares outstanding	3,290,028	3,523,312
Diluted earnings per common share	\$5.23	\$7.65
Diluted weighted avg shares outstanding	3,290,028	3,523,312



Board of Directors



United Bancorporation benefits from the experience and leadership of a dedicated Board of Directors representing diverse professional backgrounds and deep connections to the communities we serve. Their oversight and strategic guidance help ensure United Bank's long-term strength, stability, and growth.

pictured left to right **Richard K. Stanley**

Director

Richard K. Maxwell

Director

Ricky W. Smith

Director

David D. Swift Sr.

Chairman

Michael R. Vincent

Director

Michael R. Andreoli

Vice Chairman

E. Douglas Ziebach Jr.

Director

Lori M. Stinson

Director

Dale M. Ash

Director

Ida R. Swift Hicks

Director





200 E. Nashville Ave.
Atmore, AL 36502
251.446.6000
UnitedBank.com
UBCommunityDevelopment.com
QTCQX: UBAB

United Bancorporation 
of Alabama, Inc.