



# IAMGOLD



## TD Securities Mining Conference

January 27-29, 2021

TSX: IMG | NYSE: IAG

# Cautionary Statement

All information included in this presentation whether in narrative or chart form, including any information as to the Company's future financial or operating performance, and other statements that express management's expectations or estimates of future performance, other than statements of historical fact, constitute forward-looking information or forward-looking statements and are based on expectations, estimates and projections as of the date of this presentation. Forward-looking statements contained in this presentation include, without limitation, statements with respect to: the Company's guidance for production, cash costs, total cash costs, all-in sustaining costs or AISC, depreciation expense, effective tax rate, and operating margin, capital expenditures, operations outlook, cost management initiatives, development and expansion projects, exploration, the future price of gold, the prospects in respect of the Company's projects, the estimation of mineral reserves and mineral resources, the grade of the mineral reserves and mineral resources, the realization of mineral reserve and mineral resource estimates, the timing and amount of estimated future production, costs of production, estimated amount of throughput, grade, estimated average life of mine strip ratio, recovery rates, recovered gold, gold production, production schedule, timeline, project timeline, labour ramp-up, various other economic analysis in respect of production, estimated net present value of the project, estimated internal rate of return on production, life of the mine or mine life, reserves, permitting timelines, currency fluctuations, initial capital, sustaining capital, gold price assumption, requirements for additional capital, estimated labour requirements, fluctuations in cash reserves, estimated wage forecast and job creation, generation of economic activity, estimates with respect to key project metrics, government regulation of mining operations, environmental risks, unanticipated reclamation expenses, title disputes or claims and limitations on insurance coverage, as well as Project metrics and estimations of value including "net present value", "NPV", "internal rate of return", "IRR" and "payback". Forward-looking statements are provided for the purpose of providing information about management's current expectations and plans relating to the future. Forward-looking statements are generally identifiable by, but are not limited to, the use of the words "may", "will", "should", "continue", "expect", "budget", "forecast", "planned", "anticipate", "estimate", "believe", "prospective", "significant", "significant potential", "substantial", "transformative", "transformational", "rare", "valuable", "world class", "top-tier", "contributes to lower all-in sustaining costs", "increases production profile", "delivers robust economics supported by an attractive 2nd quartile aisc profile", "strong free cash flow forecast from existing operations", "intend", "plan", "schedule", "spend", "guidance", "outlook", "catalyst", "potential", "seek", "targets", "strategy", "superior", or "project" or the negative of these words or other variations on these words or comparable terminology, with such forward-looking statements found throughout this presentation including, without limitation slides entitled "Key Project Notes". Forward-looking statements are necessarily based upon a number of estimates and assumptions, including material assumptions considered reasonable by the Company as at the date of this presentation in light of Management's experience and perception of current conditions and expected developments, that, while considered reasonable by management, are inherently subject to significant business, economic and competitive uncertainties and contingencies. Many of these uncertainties and contingencies can affect the Company's actual results and could cause actual results to differ materially from those expressed or implied in any forward-looking statements made by, or on behalf of, the Company. Readers are cautioned that forward-looking statements are not guarantees of future performance and undue reliance must not be placed upon forward-looking statements. The Company cautions the reader that reliance on such forward-looking statements involve risks, uncertainties and other factors that may cause the actual financial results, performance or achievements of IAMGOLD to be materially different from the Company's estimated future results, performance or achievements expressed or implied by those forward-looking statements, and the forward-looking statements are not guarantees of future performance. These risks, uncertainties and other factors include, but are not limited to, changes in the global prices for gold, copper, silver or certain other commodities (such as diesel and electricity); changes in the U.S. dollar and other currency exchange rates, interest rates or gold lease rates; risks arising from holding derivative instruments; the level of liquidity and capital resources; access to capital markets, and financing; mining tax regimes; ability to successfully integrate acquired assets; legislative, political or economic developments in the jurisdictions in which the Company carries on business; operating or technical difficulties in connection with mining or development activities including geotechnical difficulties and seismicity; laws and regulations governing the protection of the environment; employee relations; availability and increasing costs associated with mining inputs and labour; negotiations with respect to new, reasonable collective labour agreements may not be successful which could lead to a strike or work stoppage in the future, and any such strike or work stoppage could have a material adverse effect on the Company's earnings and financial condition; risks and uncertainties in relation to the COVID-19 pandemic, the speculative nature of exploration and development, including the risks of diminishing quantities or grades of reserves; adverse changes in the Company's credit rating; contests over title to properties, particularly title to undeveloped properties; the ability to deliver gold as required under forward gold sale arrangements; the rights of counterparties to terminate forward gold sale arrangements in certain circumstances, the inability to participate in any gold price increase above the cap in any collar transaction entered into in conjunction with a forward gold sale arrangement, such as the collar entered into in conjunction with the gold sold forward in January of 2019; and the risks involved in the exploration, development and mining business, including among other things, without limitation, failure to meet expected, estimated or planned gold production, unexpected increases in all-in sustaining costs, unexpected increases in capital expenditures and exploration expenditures, failures of pit walls, failures of tailings dams, variation in the mineral content within the material identified as Mineral Resources and Mineral Reserves from that predicted, changes in development, construction schedule or mining plans due to changes in logistical, technical or other factors including, but not limited to, throughput, recovery rates, grade reconciliation, strip ratio, the possibility that future exploration results will not be consistent with the Company's expectations and other risks disclosed in IAMGOLD's most recent Form 40-F/Annual Information Form ("AIF") on file with the United States Securities and Exchange Commission and Canadian securities regulatory authorities. The Company is also subject to litigation and legal and political risks. With respect to development projects, IAMGOLD's ability to sustain or increase its present levels of gold production is dependent in part on the success of its projects. Risks and unknowns inherent in all projects include the inaccuracy of estimated reserves and resources, metallurgical recoveries, capital and operating costs of such projects, and the future prices for the relevant minerals. Development projects have no operating history upon which to base estimates of future cash flows. The capital expenditures and time required to develop new mines or other projects are considerable, and changes in costs or construction schedules can affect project economics. Actual costs and economic returns may differ materially from IAMGOLD's estimates or IAMGOLD could fail to obtain the governmental approvals necessary for the operation of a project; in either case, the project may not proceed, either on its original timing or at all.

This presentation includes certain non-International Financial Reporting Standards ("IFRS") measures such as life of mine total cash costs and life of mine average AISC. These measures are not defined under IFRS and should not be considered in isolation. The Company believes that these measures, together with other measures determined in accordance with IFRS, provide investors with an improved ability to evaluate the project. The inclusion of these measures is meant to provide additional information and should not be used as a substitute for performance measures prepared in accordance with IFRS. These measures are not necessarily standard and therefore may not be comparable to other issuers. For a reconciliation of these measures to the most directly comparable financial information reported in the consolidated financial statements prepared in accordance with IFRS and for an explanation of how management uses these measures, see "Non-GAAP Performance Measures" in the MD&A filed on SEDAR at [www.sedar.com](http://www.sedar.com).

For a more comprehensive discussion of the risks faced by the Company, and which may cause the actual financial results, performance or achievements of IAMGOLD to be materially different from the company's estimated future results, performance or achievements expressed or implied by forward-looking information or forward-looking statements, please refer to the Company's latest AIF, filed with Canadian securities regulatory authorities at [www.sedar.com](http://www.sedar.com), and filed under Form 40-F with the United States Securities Exchange Commission at [www.sec.gov/edgar.shtml](http://www.sec.gov/edgar.shtml). The risks described in the AIF (filed and viewable on [www.sedar.com](http://www.sedar.com) and [www.sec.gov/edgar.shtml](http://www.sec.gov/edgar.shtml), and available upon request from the Company) are hereby incorporated by reference into this presentation.

Any forward-looking statement speaks only as of the date on which it is made and, except as may be required by applicable securities laws, the Company disclaims any intention or obligation to update or revise any forward-looking statements whether as a result of new information, future events or otherwise.

All amounts in this presentation are expressed in U.S. dollars except as otherwise noted.

# Technical Information and Qualified Persons

The Mineral Resource and Reserve Estimates contained in this presentation have been prepared in accordance with National Instrument 43-101 Standards of Disclosure for Mineral Projects ("NI 43-101"). The Qualified Person ("QP") responsible for the review and approval of all year-end Mineral Resource and Reserve Estimates for IAMGOLD contained herein is Lise Chenard, Eng., Director, Mining Geology. Lise has worked in the mining industry for more than 35 years, mainly in operations, project development and consulting. She joined IAMGOLD in April 2013 and acquired her knowledge of the Company's operations and projects through site visits, information reviews and ongoing communication and oversight of mine site technical service teams or consultants responsible for resource and reserve modeling and estimation. She is considered a QP for the purposes of NI 43-101 with respect to the mineralization being reported on. The technical information has been included herein with the consent and prior review of the above noted QP. The QP has verified the data disclosed, and data underlying the information or opinions contained herein.

**Côté:** The 2018 Côté Gold FS was prepared by both Wood and IAMGOLD QPs (as defined under NI 43-101). Wood QPs are independent of IAMGOLD. The affiliation and areas of responsibility for each QP involved in preparing the 2018 Côté Gold FS, upon which the technical report will be based, can be found in our November 1, 2018 News Release.

**Boto:** The initial FS and subsequent optimization studies were completed by IAMGOLD and Lycopodium and incorporates the work of IAMGOLD, Lycopodium and Specialist Consultants QPs (as defined under NI 43-101). QPs are independent of IAMGOLD and have reviewed and approved this presentation. IAMGOLD QPs are not independent of IAMGOLD and have reviewed and approved this presentation. The areas of responsibility for each QP involved in preparing the FS, upon which the technical report will be based, can be found in our January 13, 2020 News Release.

**Westwood:** The Mineral Resource and Reserve Estimates contained in this presentation have been prepared in accordance with NI 43-101. The QP responsible for the resource estimate contained herein is Mr. Donald Trudel, P.Geo., senior geologist, Westwood Mine. The QP responsible for the underground reserve estimate contained herein is Mr. Mauril Gauthier, P.Eng., senior mine engineer. The QP responsible for the open pit reserve estimate contained herein is Mr. Philippe Chabot, P.Eng., Director mining, Technical services at Longueuil. The QP responsible for the information concerning exploration sites is Marie-France Bugnon, P. Geo., General Manager Exploration. The information in this presentation was approved by Daniel Vallieres, Vice President, Operations Services for IAMGOLD.

Drilling results in this presentation have been prepared in accordance with NI 43-101 Standards of Disclosure for Mineral Projects. The sampling of, and assay data from, drill core is monitored through the implementation of a quality assurance - quality control ("QA-QC") program designed to follow industry best practice. The QP responsible for the supervision of the preparation, verification, and review of these results is Craig MacDougall, P.Geo., Senior Vice President, Exploration for IAMGOLD. Mr. MacDougall is a QP as defined by NI 43-101.

For readers to fully understand the information in this presentation, they should read the relevant Technical Report in their entirety, including all qualifications, assumptions and exclusions that relate to the information set out in the Technical Report which qualifies the technical information contained in the Technical Report. The Technical Report is intended to be read as a whole, and sections should not be read or relied upon out of context. The Technical Report describes the Mineral Resource and Reserve estimation methodologies and the assumptions used, and to which those estimates are subject. INV Metals' AIF includes details of certain risk factors that could materially affect the potential development of the Mineral Resources and Mineral Reserves and should be considered carefully. A discussion of these and other factors is contained in "Risk Factors" and elsewhere in the Company's AIF, which was filed on SEDAR on February 19, 2020.

**Exploration Target Potential:** The potential quantity and grade of the exploration targets referred to are conceptual in nature and insufficient exploration work has been completed to define a Mineral Resource. The property will require significant future exploration to advance to a resource stage and there can be no certainty that the exploration target will result in a Mineral Resource being delineated. The exploration targets are consistent with similar deposits in the area, deposit models or derived from initial drilling results.

## **Cautionary Note to Investors Concerning Estimates of Measured and Indicated Resources**

This presentation uses the term "indicated resources". We advise investors that while that term is recognized and required by Canadian regulations, the United States Securities and Exchange Commission (the "SEC") does not recognize them. Investors are cautioned not to assume that any part or all of mineral deposits in these categories will ever be converted into reserves.

## **Cautionary Note to Investors Concerning Estimates of Inferred Resources**

This presentation also uses the term "inferred resources". We advise investors that while this term is recognized and required by Canadian regulations, the SEC does not recognize it. "Inferred resources" have a great amount of uncertainty as to their existence and great uncertainty as to their economic and legal feasibility. It cannot be assumed that all or any part of an inferred Mineral Resource will ever be upgraded to a higher category. Under Canadian rules, estimates of Inferred Mineral Resources may not form the basis of feasibility or pre-feasibility studies, except in rare cases. Investors are cautioned not to assume that part or all of an inferred resource exists, or is economically or legally mineable.

# IAMGOLD – Positioned for Profitable Growth

I

## Diversified Operating Portfolio

- **Three operating mines** on three continents with **2021 guidance of 630-700koz<sup>1</sup>**
- **Disciplined approach** to realizing value – targeting a **self-funding model** at each operation
- **Operating improvements:** Essakane optimization, Saramacca ramp-up, WW ‘hub-and-spoke’

II

## Compelling Value & Production Growth

- Peer-leading organic growth profile targeting **gold production to >1 Mozpa by 2024** as Côté Gold brought online<sup>2,3</sup>
- **Attractive value opportunity** relative to peers on **P/CF, EV/EBITDA and P/NAV metrics**

III

## Strong Financial Position

- **Strong liquidity position of close to \$1.5B**, including \$986M in cash & cash equivalents, and improving operating margins at existing operations<sup>4</sup>
- **Fully funded** growth pipeline with **no need to pursue expensive M&A transactions**

IV

## Culture of Accountable Mining

- **Zero Harm<sup>®</sup>** commitment and **Focus on Safety**, while building strong community partnerships
- **Rapid COVID-19 response** with extensive steps taken to protect the health & safety of employees and contractors

V

## Robust Pipeline of Projects

- Industry leading **Reserve growth exceeding 100%** since 2016 to **16.7Moz<sup>5</sup>** as at YE19
- **Near-site district growth:** Saramacca (RGM), Gosselin (Côté), Fayolle / Rouyn (WW)
- **Re-seeding the pipeline** with long-term growth: Boto & Bambouk District, Nelligan / Monster Lake

# Strategic Focus

## TRANSFORMATION THROUGH ORGANIC GROWTH TO REALIZE VALUE

### Strategic Deliverables

- Improved consolidated costs / increased margins / positive cash flow
- Increased gold production
- Greater operational flexibility
- Enhanced geographical diversity of production
- Predictable results
- Generate material returns for shareholders

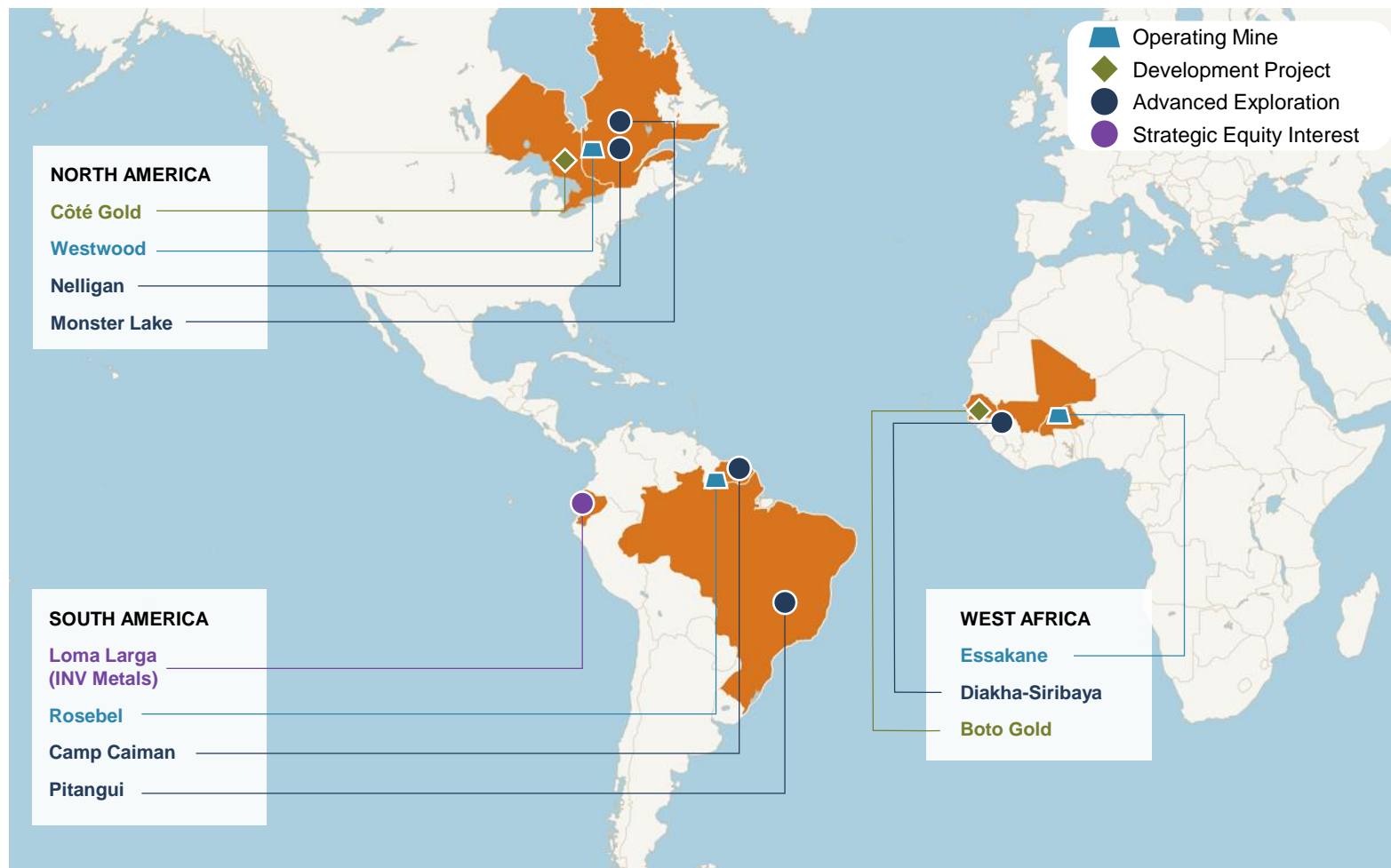


### Strategic Focus

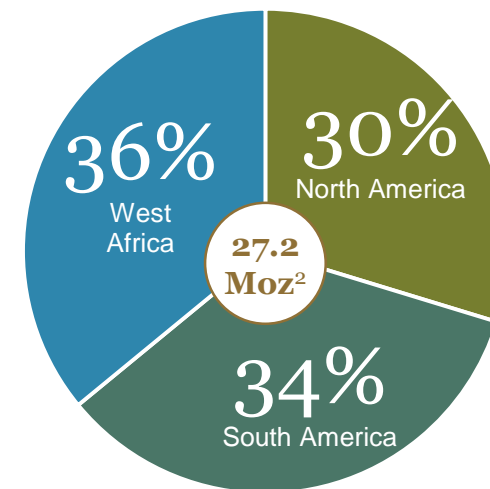
- **Achieve self-funding at each operating site**
- **Sequence development of organic growth projects**
  - Execute on Côte construction
  - Continue de-risking Boto
- **Advance district exploration targets**
  - Gosselin
  - Karita, Diakha-Siribaya (Bambouk)
  - Nelligan / Monster Lake
  - Saramacca-Brokolonko Trend
  - Essakane regional
  - Westwood 'hub & spoke' model
- **Maintain ESG leadership position**

# Diversified Operating Portfolio

## GLOBAL OPERATING, DEVELOPMENT AND EXPLORATION PROJECTS



## ATTRIBUTABLE M&I RESOURCES<sup>1</sup>



**630-700 koz**

Gold Production  
2021 Guidance\*



**+1 Moz**

Gold Production  
Target by 2024<sup>3</sup>



**~\$900/oz**

AISC Cost  
Target by 2024



**5,000+**

Employees  
Globally



**16.7 Moz**

Proven & Probable  
Gold Reserves (2019)\*



**27.2 Moz**

Measured & Indicated  
Gold Resources (2019)\*

\*On an attributable basis.

# 2020 Preliminary Operating Results<sup>1</sup>

**IAMGOLD ACHIEVED THE MID-POINT OF 2020 PRODUCTION GUIDANCE<sup>2</sup>**

## ATTRIBUTABLE GOLD PRODUCTION

<i>(000s ounces)</i>	Q1/20	Q2/20	Q3/20	Q4/20	2020 ACTUAL	2020 GUIDANCE
<b>Essakane (90%)</b>	84	83	94	103	364	350 – 370
<b>Rosebel (95%)</b>	64	52	42	52	210	210 – 230
<b>Westwood (100%)</b>	22	20	23	14	79	70 – 80
<b>TOTAL</b>	<b>170</b>	<b>155</b>	<b>159</b>	<b>169</b>	<b>653</b>	<b>630 – 680</b>

- **Attributable gold sales of 646,000 ounces** for the year and 172,000 ounces for the fourth quarter
- **Total cash costs<sup>3</sup> expected at the bottom end of guidance** of \$980 to \$1,010 per ounce produced
- **All-in sustaining costs<sup>3</sup> expected around the lower end of guidance** of \$1,240 to \$1,270 per ounce sold

# 2021 Operating Outlook<sup>1</sup>

## PRODUCTION & COST GUIDANCE

(000s oz)	2021 GUIDANCE <sup>1</sup>
Essakane (90%)	365 – 390
Rosebel (95%)	220 – 245
Westwood (100%)	45 – 65
<b>Total Attributable Production</b>	<b>630 – 700</b>
<b>Cost of sales <sup>2</sup> (\$/oz)</b>	<b>\$980 – \$1,030</b>
<b>Total cash costs <sup>3,4</sup> (\$/oz)</b>	<b>\$930 – \$980</b>
<b>All-in sustaining costs <sup>3,4</sup> (\$/oz)</b>	<b>\$1,230 – \$1,280</b>

<sup>1</sup> 2021 Guidance is based on full year assumptions with an average realized gold price of \$1,750 per ounce, USDCAD exchange rate of 1.30, EURUSD exchange rate of 1.19 and average crude oil price of \$47 per barrel.

<sup>2</sup> Cost of sales, excluding depreciation, is on an attributable ounce sold basis (excluding the non-controlling interest of 10% at Essakane and 5% at Rosebel).

<sup>3</sup> This is a non-GAAP measure. Refer to the non-GAAP performance measures section of IAMGOLD's most recent MD&A.

<sup>4</sup> Consists of Essakane, Rosebel, and Westwood on an attributable basis.

## CAPITAL EXPENDITURE GUIDANCE

(\$ millions)	Sustaining <sup>1</sup>	Non-Sustaining <sup>2</sup>	Total <sup>3</sup>
Essakane	\$60	\$90	\$150
Rosebel	\$50	\$75	\$125
Westwood	\$10	\$10	\$20
<b>Operating</b>	<b>\$120</b>	<b>\$175</b>	<b>\$295</b>
Côte Gold Project	–	\$355	\$355
Boto Gold Project	–	\$60	\$60
<b>Total (±5%) <sup>3,4,5</sup></b>	<b>\$120</b>	<b>\$590</b>	<b>\$710</b>

<sup>1</sup> Sustaining capital includes capitalized stripping of \$10 million for Essakane.

<sup>2</sup> Non-sustaining capital includes capitalized stripping of \$65 million for Essakane and \$45 million for Rosebel.

<sup>3</sup> Includes \$13 million of capitalized exploration and evaluation expenditures.

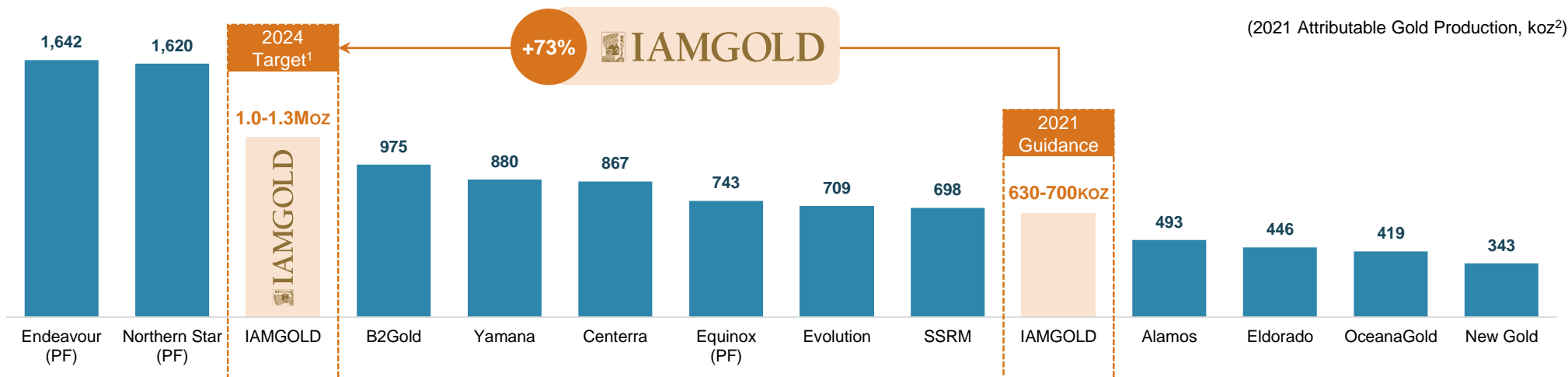
<sup>4</sup> Capitalized borrowing costs are not included.

<sup>5</sup> In addition to the above capital expenditures, \$23 million in total principal lease payments are expected.

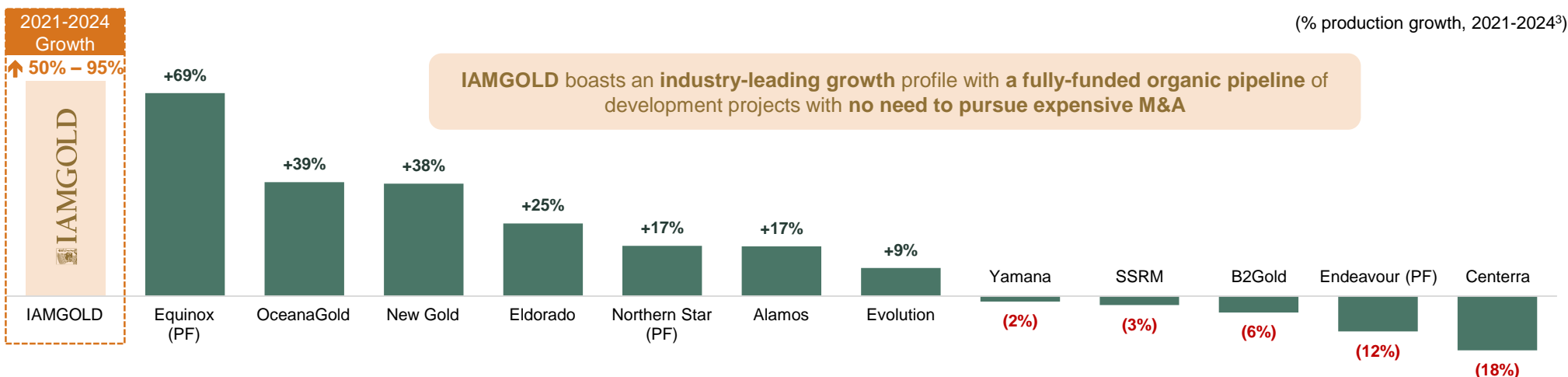
# Meaningful Production Growth

## FULLY FUNDED PEER-LEADING ORGANIC GROWTH PROFILE SUPPORTED BY SOLID OPERATING BASE

Achievable  
Pathway to  
>1Moz  
Producer  
Status

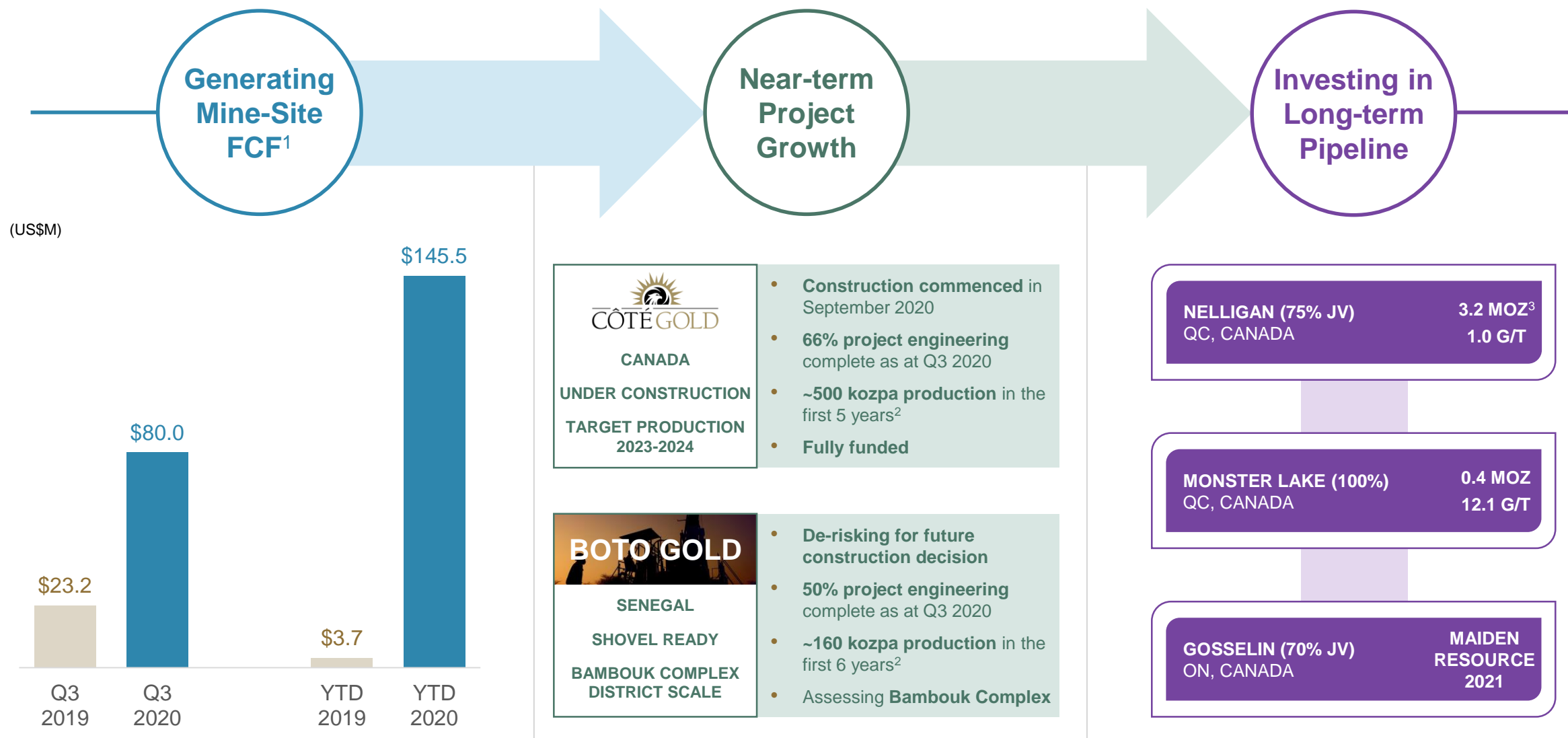


Peer-Leading  
Production  
Growth  
(2021 – 2024)

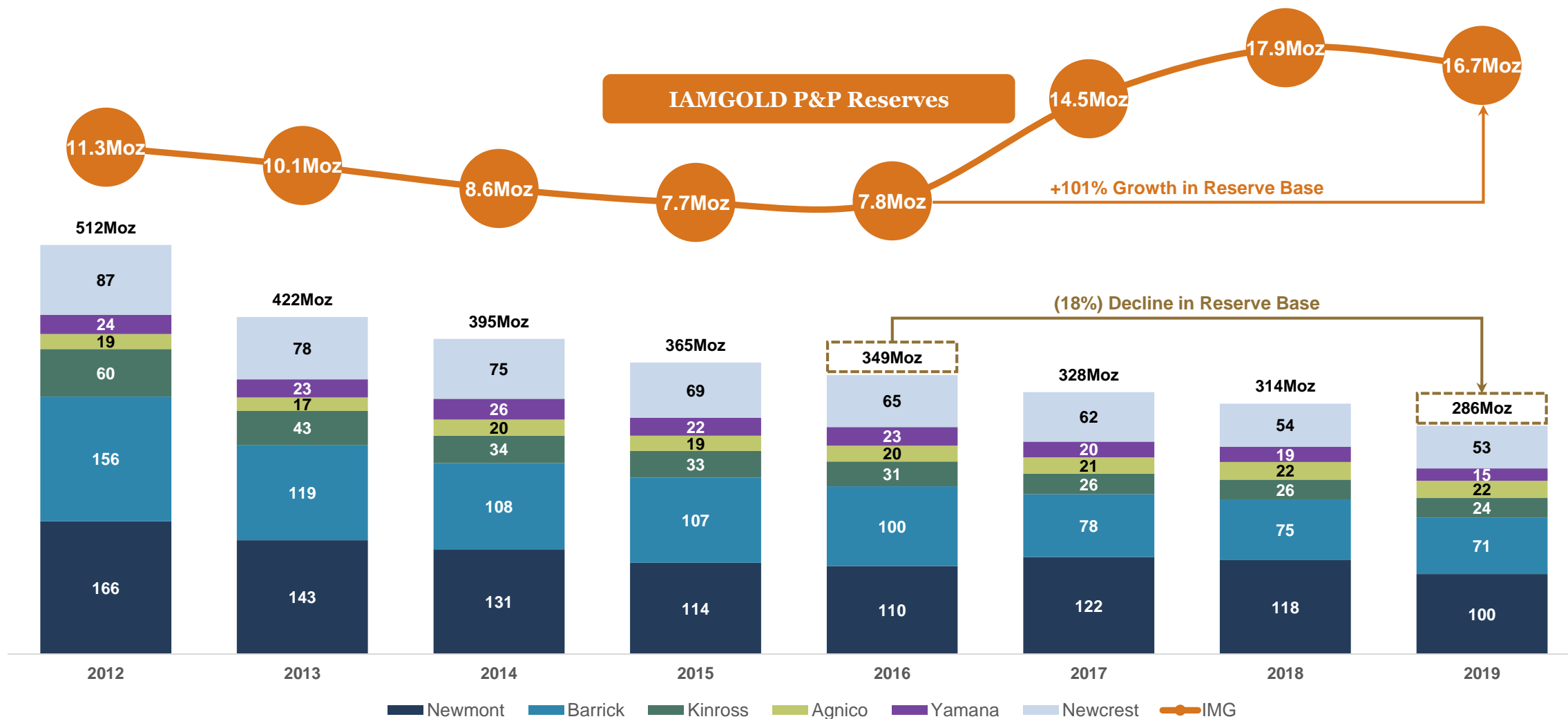


Source: Company disclosures. Broker research.

# Building Long Term Value



# Industry Leading Reserve Growth

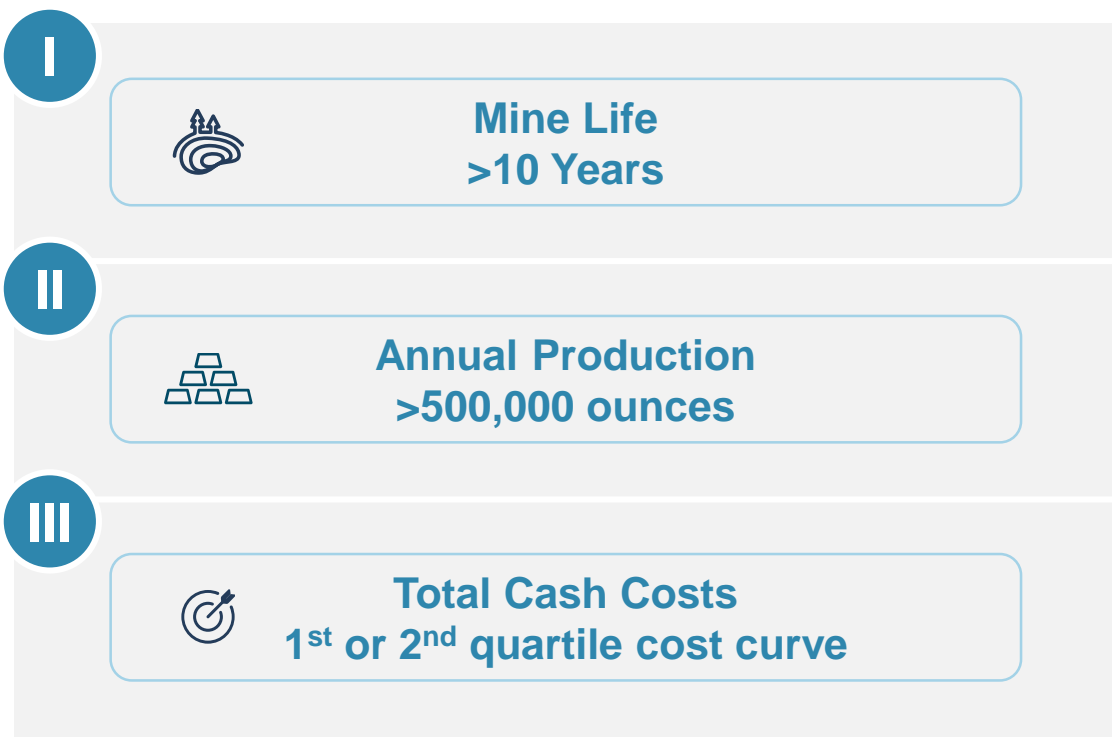


Source: Company filings. Reserves are presented on an attributable basis. Newmont (Goldcorp) and Barrick (Randgold) pre-merger data is presented on a consolidated basis.

# Côte Gold – Potential Global Tier I Gold Asset

## CÔTÉ HAS SIGNIFICANT DISTRICT SCALE POTENTIAL IN MINING-FRIENDLY CANADA

### Tier I Asset Criteria\*



\*Barrick Gold defines a Tier One Gold Asset as a mine with a stated life in excess of 10 years, annual production of at least 500koz of gold and TCC per ounce over the mine life that are in the lower half of the industry cost curve

IAMGOLD

SUMITOMO METAL MINING CO., LTD.



**I**

### 18+ Year Mine Life

with district expansion potential



- Based on only current mineral reserves of 7.3Moz<sup>1</sup>, with 10.2Moz in M&I<sup>2</sup> and 3.8Moz in the Inferred resource category

**II**

### 493,000 ounces

over the first 5 years<sup>3</sup>



- Life-of-mine production of 367kozpa driven by lower grade years following the initial 5 year production profile
- New discovery 1.5km NE, Gosselin & Young-Shannon, with exploration target potential of 3-5Moz, which could potentially support production levels ~500kozpa beyond the first 5 years

**III**

### \$600/oz 2<sup>nd</sup> Quartile TCC

2<sup>nd</sup> quartile<sup>4</sup> AISC cost curve of \$771/oz LOM<sup>3</sup>



Source: Company disclosures. Barrick Gold. S&P Market Intelligence.



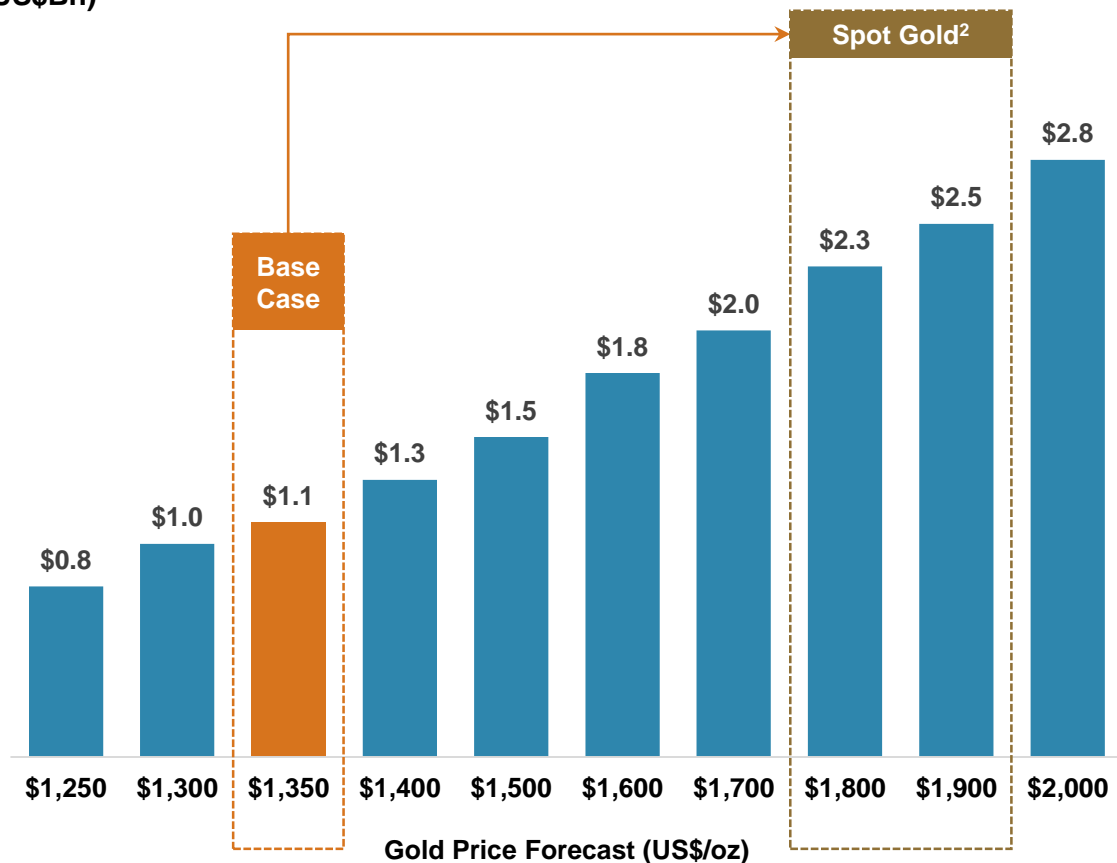
1. On a 100% attributable basis. 2. Inclusive of Mineral Reserves. 3. Based on June 2020 update assuming \$1,350/oz gold price; Forward-looking statement. Please refer to the Cautionary Statement. 4. Based on 2020 S&P Market Intelligence global TCC and AISC cost curves.

# Côte Gold – Sensitivity to Gold Price

## SIGNIFICANT LEVERAGE TO THE GOLD PRICE

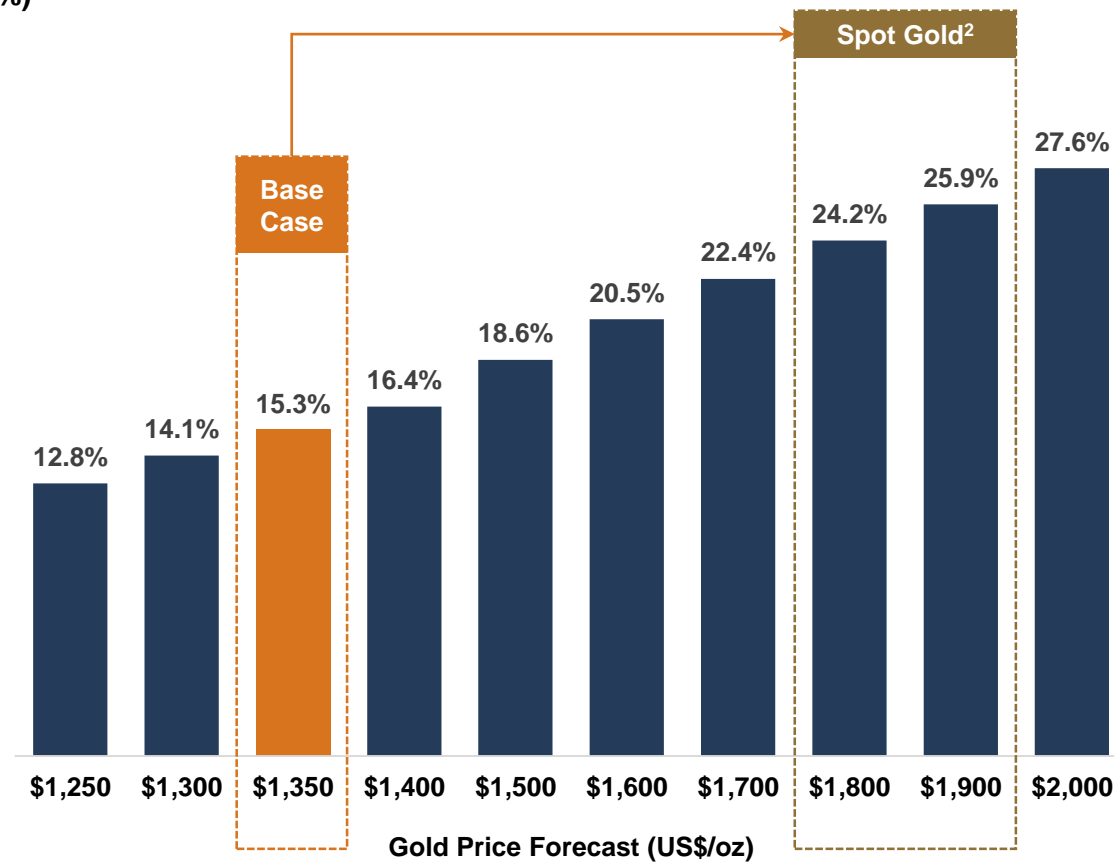
### After-Tax Net Present Value (NPV<sub>5%</sub>) – 100% Basis<sup>1</sup>

(US\$Bn)



### After-Tax Internal Rate of Return (IRR) – 100% Basis<sup>1</sup>

(%)



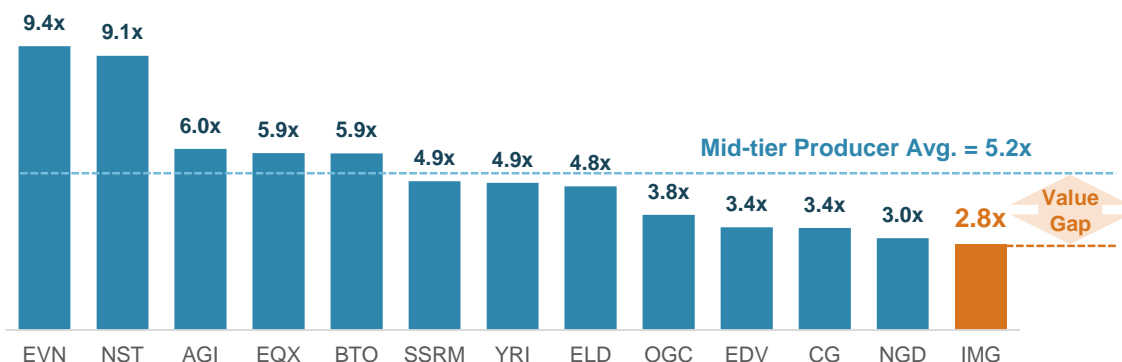
# Compelling Value Proposition

## ATTRACTIVE UPSIDE RELATIVE TO MID-TIER PRODUCER PEER GROUP

### Financial Metrics<sup>1</sup>

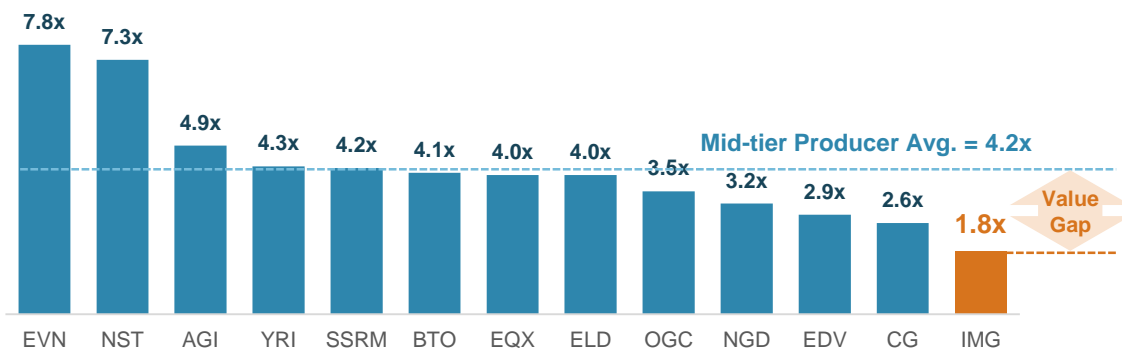
#### PRICE / 2021E OPERATING CASH FLOW

(P/CF, x)



#### ENTERPRISE VALUE / 2021E EBITDA

(EV/EBITDA, x)

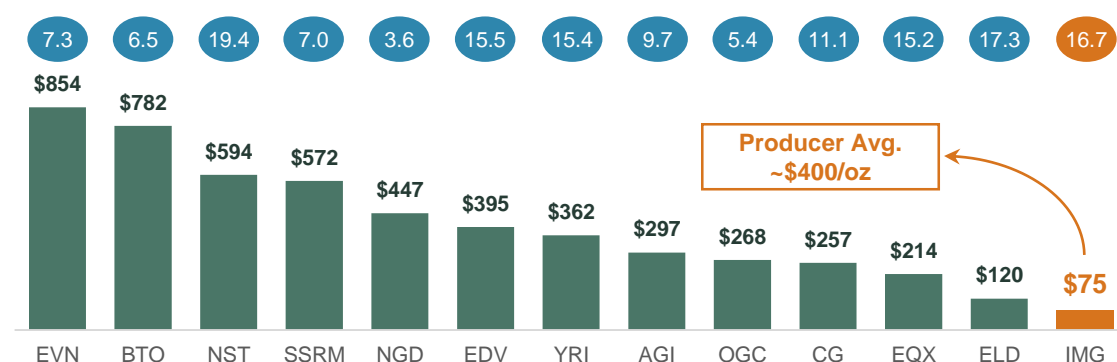


### Mineral Reserves & Net Asset Value<sup>2</sup>

#### ENTERPRISE VALUE / P&P RESERVES

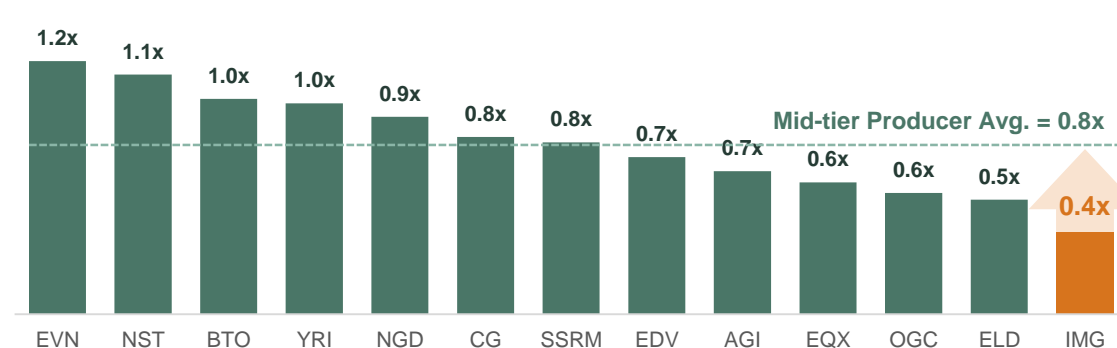
P&P Reserves (Moz)<sup>2</sup>

(US\$/oz)



#### PRICE / NET ASSET VALUE (NAV)<sup>3</sup>

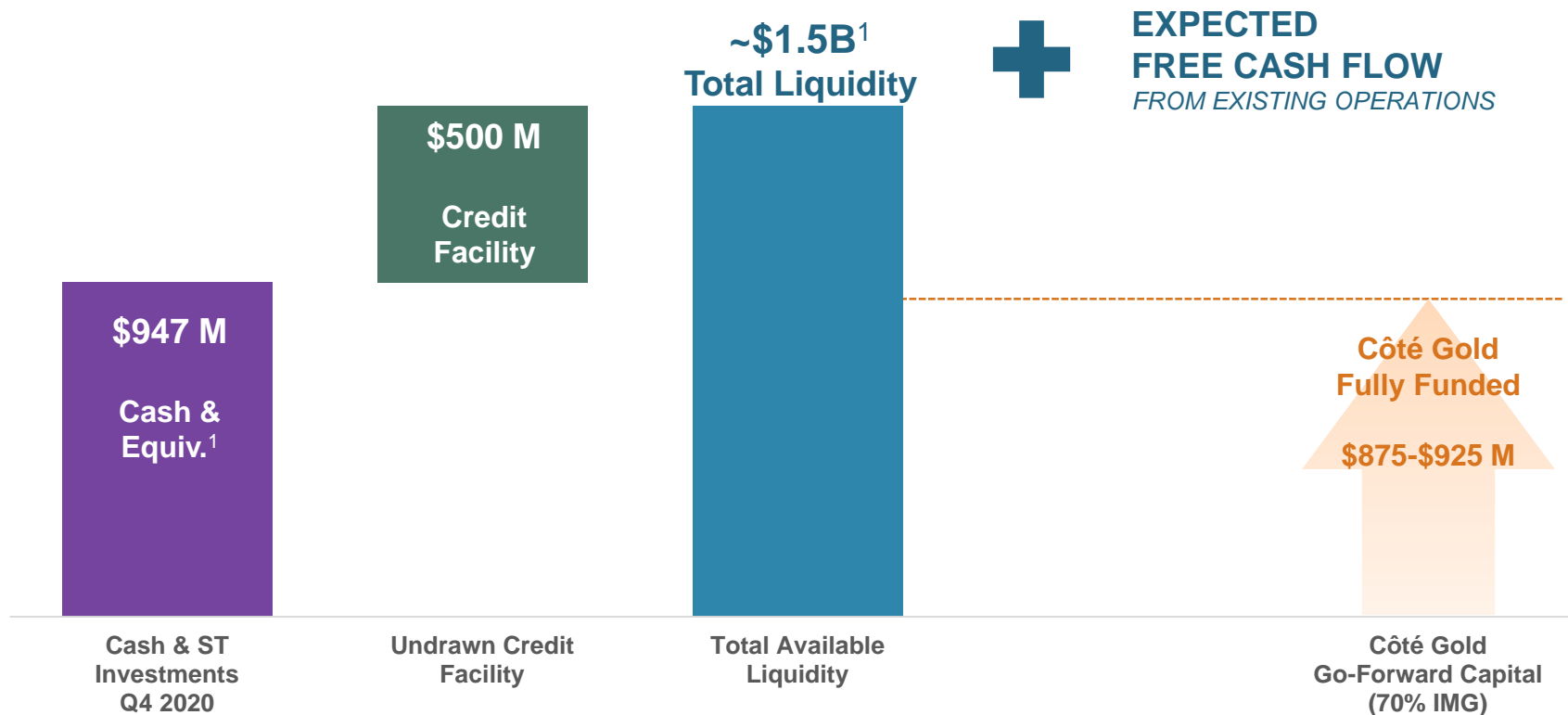
(P/NAV, x)



Source: Company disclosures. S&P Capital IQ. Market data as at January 15, 2021.

# Strong Financial Position & Expected FCF from Operations

IAMGOLD is well positioned to execute on Côté given existing liquidity and expected free cash flow from operations



## Senior Notes Outstanding

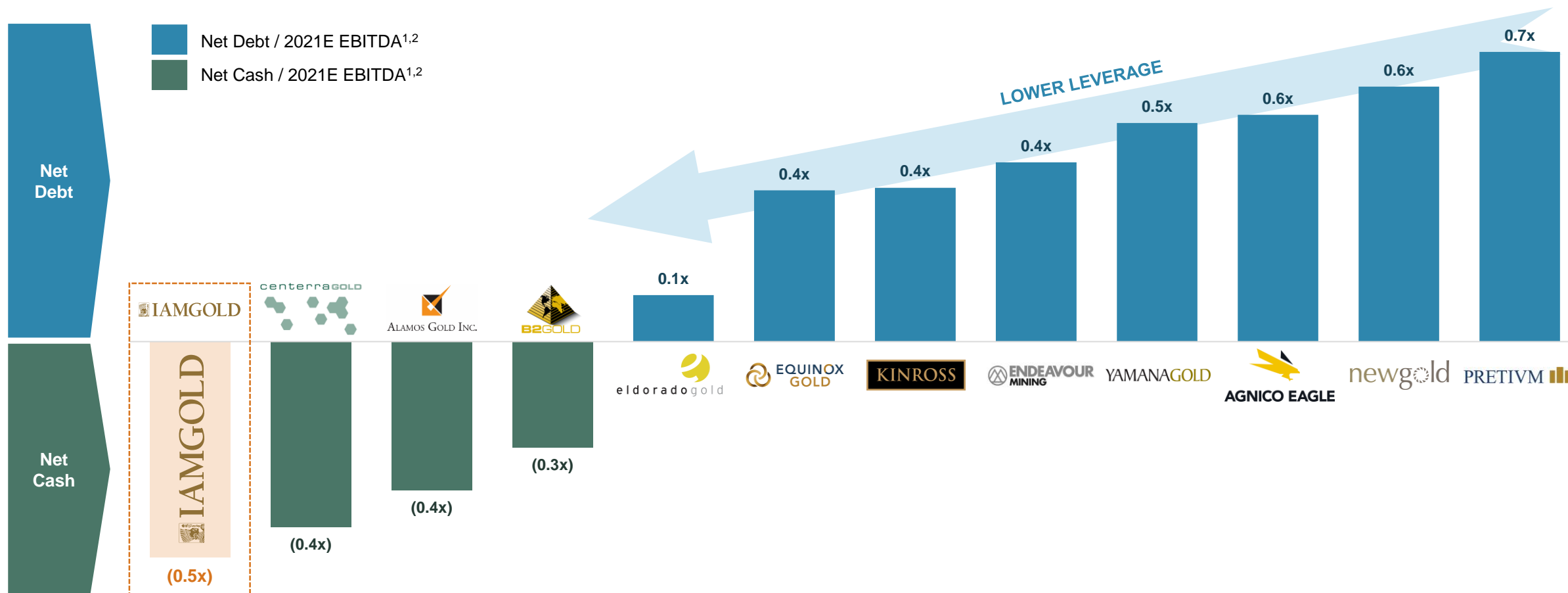
**(\$450 M)**

**Coupon: 5.75%; Maturity: Oct.15, 2028**  
Corp Rating: B1 (Moody's) and B+ (S&P)

- Successfully refinanced old 7.0% \$400 million notes due 2025
- \$450 million new senior notes with lower 5.75% interest rate and maturity extended to 2028
- S&P and Moody's credit rating agencies re-affirmed IAMGOLD's stable outlook following refinancing

# Leverage Leader Among Peers

DISCIPLINED APPROACH FAVOURABLY POSITIONS COMPANY AMONG PRODUCER PEER GROUP



Source: S&P Capital IQ and company disclosures. Market data as at December 31, 2020.

# Environmental, Social and Governance (ESG)



IAMGOLD supporting local beekeepers in Antioquia Municipality (Colombia)



- Respecting the **natural environment**
- Building strong **community partnerships**
- Putting the **health and safety** of our employees first.

## Strong ESG practices

- Implemented the *Toward Sustainable Mining framework* at all operations
- Implementing the World Gold Council's *Responsible Gold Mining Principles*
- Received highest level (GA-1) of *Moody's Corporate Governance* for the Metals and Mining Sector
- One of the *2019 Top 50 Sustainable Companies* in Canada by Corporate Knights
- Inclusion in the *2020 Bloomberg Gender Equality Index* for organizational commitment to equality and advancement of women in the workplace

## Recent Highlights



- Donations to local communities **in response to the global COVID-19** crisis, allocating \$1.5 million to date:
  - Cleaning equipment and supplies (hand-washing stands, hand-sanitizing gel)
  - Protective medical equipment (masks, gloves, etc.)
  - Life support equipment (ventilators, hospital beds)
  - Supporting local entrepreneurs (protective masks, PPE suppliers)
- Commissioning of the **world's largest hybrid solar/thermal plant** at Essakane
- Investment of \$1.35 million to **improve community access to high-quality medical care** in Suriname
- Public-Private Partnership with Canadian Gov't, One Drop Foundation, and Cowater on *Triangle de l'Eau* project, completed Phase I **bringing potable water to 60,000 people** near ESK; Advancing Phase II (200,000 people)
- **Rosebel Community Fund**, with initial funding of \$2.5 million to provide grants to local projects which demonstrate positive economic and/or social impacts
- **Moody's<sup>1</sup> ESG ranks IAMGOLD 4<sup>th</sup> out of 45 sector peers**

For more information, see our Sustainability report at <https://www.iamgold.com>

# Adapting to Our New Normal: COVID-19 Response

*Zero Harm© is our commitment to continually strive to reach the highest standards in human health & safety, minimize our environmental footprint, and work co-operatively with our host communities.*

- **COVID-19 in Q3 2020: Health & Safety Protocols Embedded in our Operations and Projects**

- Essakane – completed the expansion of sleeping quarters adding 200 beds; operations back to normal capacity
- Westwood – back online mid-April following Quebec's COVID-19 Care & Maintenance directive
- Rosebel – continue to expand camp capacity to facilitate social distancing; targeting Q1 2021
- Côte – protocols include screening, assessments, mandatory protective wear, social distancing, temperature tests

- **Community Support and Engagement**

- Essakane employees made an in-kind donation to vulnerable communities near Ouagadougou
- Local entrepreneurs supply protective masks to Rosebel
- Medical / PPE supplies and food baskets distributed to vulnerable communities near exploration projects in West Africa, Colombia and Peru



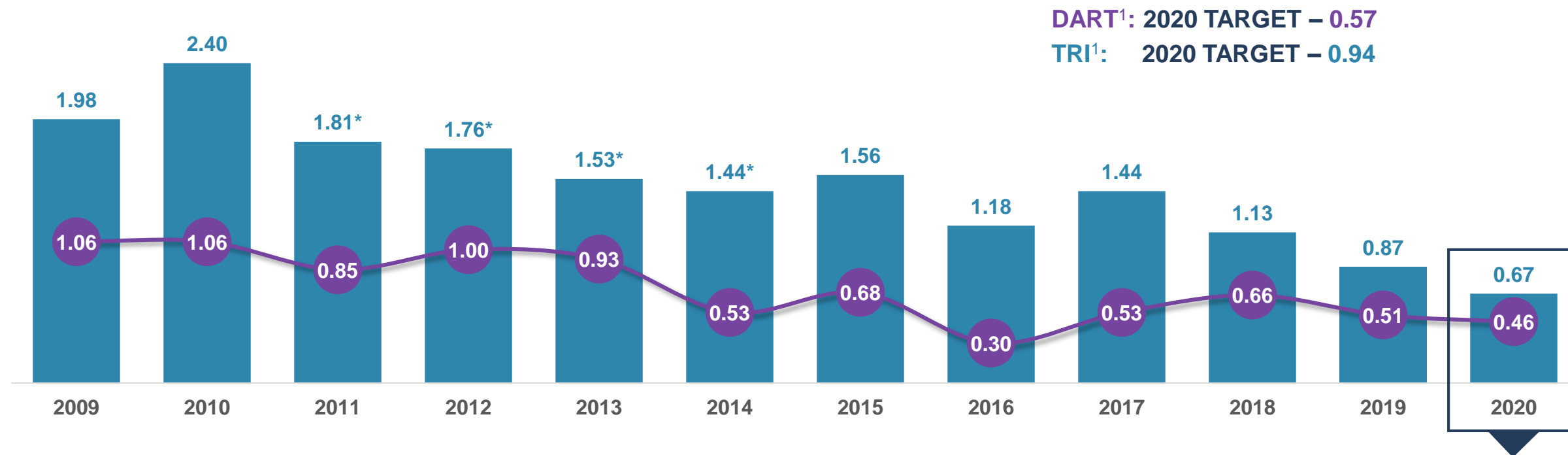
*Below: Rosebel Community Fund contributes US\$ 250,000 to the fight against COVID-19*



*Local entrepreneurs supply protective masks to Rosebel contributing sustainable socio-economic development of local communities*

# Focus on Safety: Historical DART & TRI Rates

## HISTORICAL GLOBAL DART & TRI RATES PER 200,000 HOURS WORKED

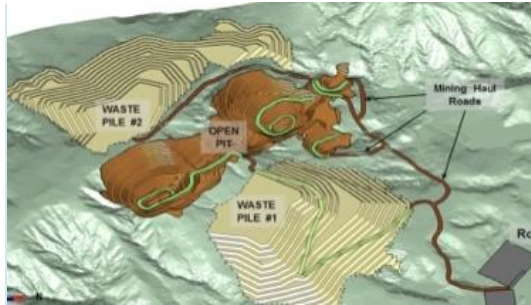


2020		Q1	Q2	Q3	Q4	Targets	2020
DART	Days Away, Restricted or Transferred Duty	0.65	0.11	0.36	0.72	0.57	0.46
TRI	Total Recordable Injuries	0.95	0.30	0.48	0.95	0.94	0.67

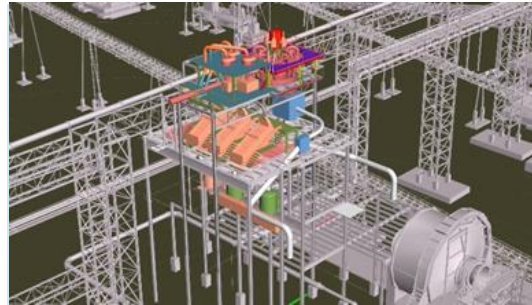
Below  
Target

# Ensuring a Robust Pipeline

## FUTURE PRODUCTION AND GROWTH OPPORTUNITIES



**Saramacca, Suriname**



**Mill Optimization, Burkina Faso**



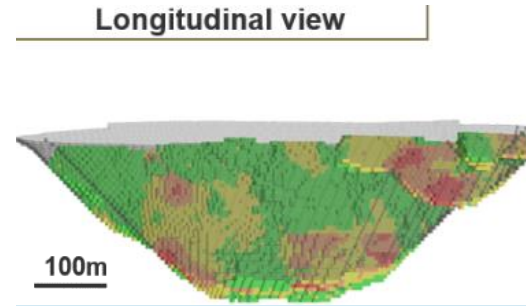
**Côté Gold Project, Ontario**



**Boto Gold Project, Senegal**



**Bambouk Complex,  
Senegal/Mali/Guinea**

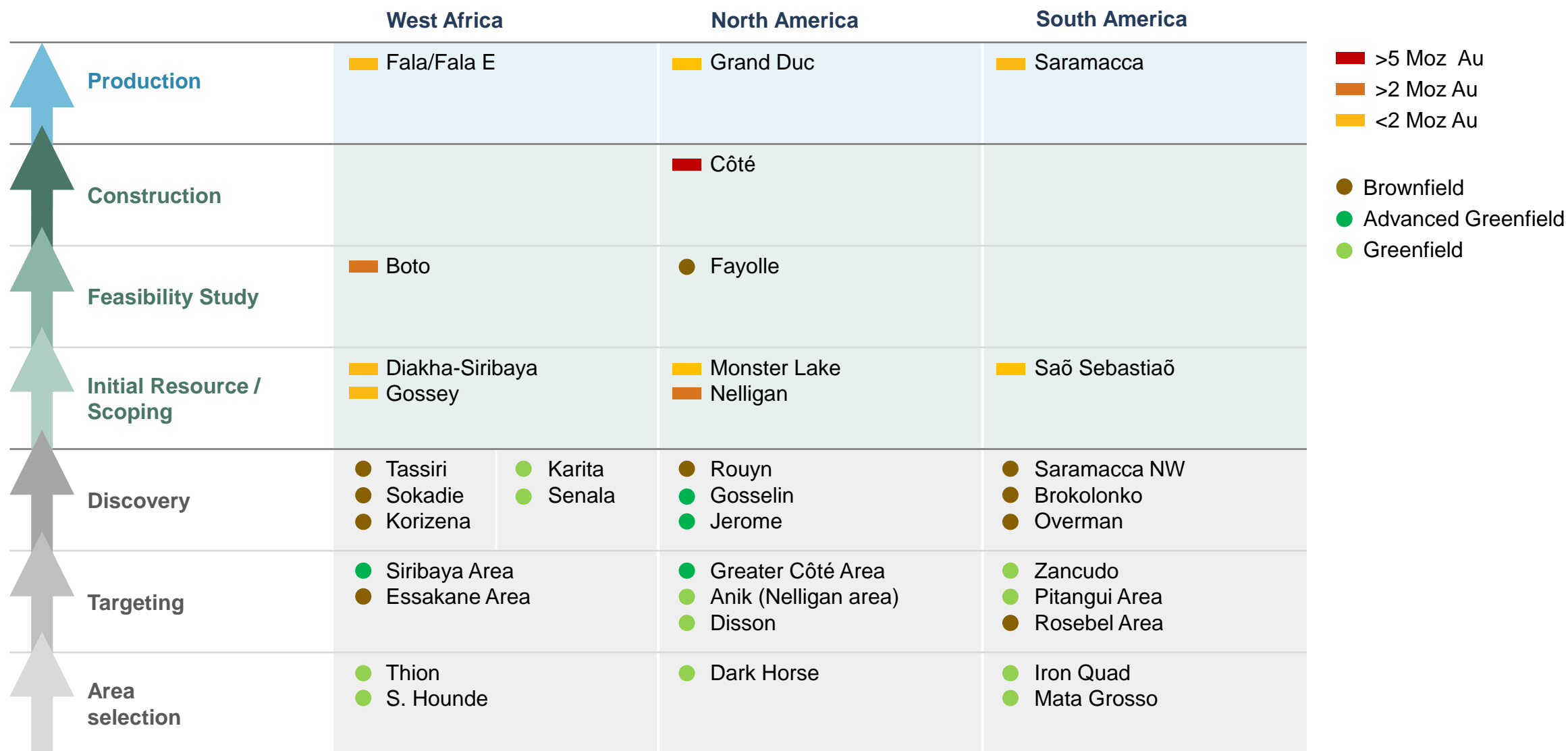


**Nelligan Gold Project, Quebec**

## GROWTH OPPORTUNITIES

- **Gosselin (Côté), Ontario**
- **Diakha-Siribaya, Mali**
- **Karita, Guinea**
- **Monster Lake, Quebec**
- **Fayolle, Quebec**
- **Rouyn, Quebec**
- **Pitangui, Brazil**

# Robust Exploration Pipeline



# Upcoming Catalysts

## 2021 KEY MILESTONES\*

- Rosebel Ramp-up with Saramacca
- Essakane Optimized Mill
- Advancing Growth Projects
  - Côte – Major Earthworks, Plant construction kickoff, Initiate Pre-strip
  - Boto – Access Road & other Project Infrastructure
- Gosselin – Targeting Maiden Resource
- Resource Delineation (Nelligan, Fayolle, Rouyn, Gosselin, Karita)
- Westwood Underground Re-start and Ramp-up\*\*

# Operations



Photo: Wärtsilä

# Rosebel Gold Mine, Suriname



# Rosebel – Long Operating History with Attractive District Upside

## OVERVIEW

<b>Ownership</b>	<ul style="list-style-type: none"> <li>Gross Rosebel Concession: 95% IAMGOLD, 5% Government of Suriname</li> <li>Saramacca UJV: 70% IAMGOLD, 30% Staatsolie (66.5% IAMGOLD effective<sup>1</sup>)</li> </ul>
<b>Mining Method</b>	<ul style="list-style-type: none"> <li>Conventional open pit methods</li> </ul>
<b>Production Status</b>	<ul style="list-style-type: none"> <li>Began commercial production in 2004</li> </ul>
<b>LOM</b>	<ul style="list-style-type: none"> <li>To 2033, with Saramacca <i>Source: NI 43-101 (Q3/2018)</i></li> </ul>
<b>2020 Production</b>	<ul style="list-style-type: none"> <li>210 koz</li> </ul>
<b>2021 Guidance</b>	<ul style="list-style-type: none"> <li>220 – 245 koz<sup>2</sup></li> <li>\$50M sustaining capex</li> <li>\$75M non-sustaining capex</li> </ul>

## KEY NOTES

### Saramacca Development

- ✓ First ore delivered October 31, 2019
- ✓ Road connection established in Q1'20
- ✓ Online – H2'20
- Future potential – reserve extension and underground potential assessment

### Extensive Regional Land Package

- Building on exploration success at Saramacca
- Ongoing assessment of district targets

### Rosebel Community Fund

- Launched in 2019 with a US\$2.5M endowment, supporting socio-economic development, health and well-being of local communities

Brokopondo district in north-eastern Suriname



## RESERVES AND RESOURCES<sup>3</sup>

(IMG Attributable)

	Tonnes (000)	Grade (g/t)	Contained Ounces (000 Au)
<b>P&amp;P Reserves</b>	133,208	1.0	4,364
<b>M&amp;I Resources*</b>	286,729	1.0	8,856
<b>Inferred Resources</b>	68,754	0.8	1,876

\* Inclusive of mineral reserves

# Saramacca Update



**TRUCK SHOP**

**RIGHT: FORMWORKS &  
CONCRETE AT FACILITY PAD**



**ABOVE: ROM FACILITY PAD**



# Essakane Gold Mine, Burkina Faso



# Essakane – Stable Producer of ~400kozpa on a 100% basis

## OVERVIEW

<b>Ownership</b>	<ul style="list-style-type: none"> <li>90% IAMGOLD, 10% Government of Burkina Faso</li> </ul>
<b>Mining Method</b>	<ul style="list-style-type: none"> <li>Conventional drill, blast, load and haul surface mining method</li> </ul>
<b>Production Status</b>	<ul style="list-style-type: none"> <li>Began commercial production in July 2010</li> <li>Plant expansion was completed on time and under budget at the end of 2013</li> <li>Expanded plant nameplate capacity on 100% hard rock from 10.8 Mtpa to 11.7 Mtpa</li> </ul>
<b>LOM</b>	<ul style="list-style-type: none"> <li>CIL to 2026</li> <li>HL 2027-2031</li> </ul> <p>Source: NI 43-101 (Q4/2019)</p>
<b>2020 Production</b>	<ul style="list-style-type: none"> <li>364 koz</li> </ul>
<b>2021 Guidance<sup>1</sup></b>	<ul style="list-style-type: none"> <li>365 – 390 koz</li> <li>\$60M sustaining capex</li> <li>\$90M non-sustaining capex</li> </ul>

## KEY NOTES

### CIL (carbon-in-leach) Debottlenecking

- Improve throughput and gravity recovery, \$9M capex
- ~10% Increase in CIL Mill throughput on hard rock 2020+

### Satellite Prospects

- Evaluating resource potential of satellite prospects and identified targets within 1-15km of mill
- Gossey initial resource<sup>2</sup>, comprising 291 koz Indicated and 85 koz Inferred

### Heap Leaching<sup>3</sup>

- Heap Leach after CIL
- Initial capex \$115M (incl. \$9M CIL optimization)

## North-eastern Burkina Faso, West Africa



## RESERVES AND RESOURCES<sup>4</sup>

(IMG Attributable)

	Tonnes (000)	Grade (g/t)	Contained Ounces (000 Au)
<b>P&amp;P Reserves</b>	112,242	1.0	3,425
<b>M&amp;I Resources*</b>	135,624	1.0	4,219
<b>Inferred Resources</b>	11,327	1.1	401

\* Inclusive of mineral reserves

# CIL/HL Feasibility Study Highlights

## HIGHLIGHTS<sup>1</sup>

Mine Life	2031
Mining Capacity	55.0 Mtpa
CIL Milling Capacity (100% hard rock equivalent)	11.7 Mtpa
HL Processing Capacity	8.5 Mtpa
HL Tonnage	43.1 Mt
Average diluted grade (CIL / HL)	1.24 g/t Au / 0.40 g/t Au
LOM Average Recovery Rate (CIL / HL)	92% / 67%
LOM Average Annual Gold Production (CIL)	433 koz (2020-2026)
LOM Average Annual Gold Production (HL)	74 koz (2027-2031)
HL Initial Capital Expenditure (+20% / -15%)	\$115 M (2025-2026)
LOM Average Direct Cash Costs	\$778/oz
LOM Average AISC	\$949/oz
After-tax NPV <sub>6%</sub> (\$1,350/oz Au price)	\$874 M

## KEY NOTES

### CIL Optimization Study

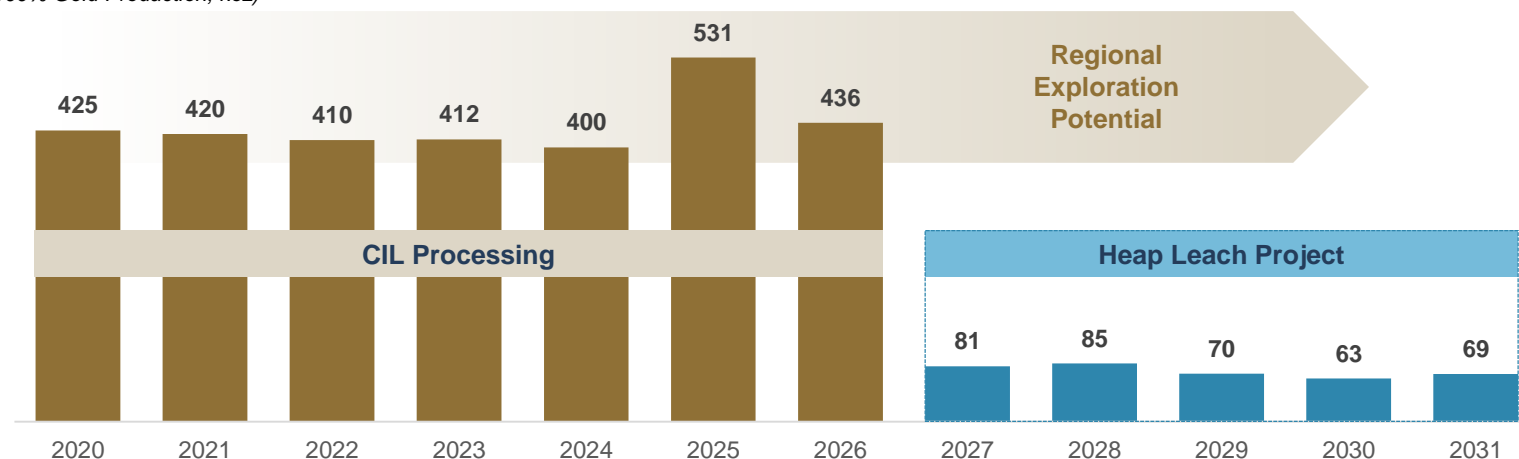
- FS supported increasing mill throughput to 11.7Mtpa (hard rock) from 10.8Mtpa
- Minimal capital outlay of \$9 million with commissioning targeted for Q1/21

### Heap Leach Project

- Construction not required until 2025, providing project optionality
- Opportunity to potentially maximize returns and minimize capital investment by utilizing the existing CIL circuit to process HL ore (gold price dependent)

## PRODUCTION PROFILE

(100% Gold Production, koz)



# Westwood Gold Mine, Canada



# Westwood – Established Base in the Prolific Abitibi Gold Camp

## OVERVIEW

<b>Ownership</b>	• 100% IAMGOLD
<b>Mining Method</b>	• Underground
<b>Production Status</b>	• Began commercial production in July 2014
<b>LOM</b>	• To 2033
<b>2020 Production</b>	• 79 koz
<b>2021 Guidance<sup>1</sup></b>	<ul style="list-style-type: none"> <li>• 45 – 65 koz</li> <li>• \$10M sustaining capex</li> <li>• \$10M non-sustaining capex</li> </ul>
<b>Underground Ramp-up Period<sup>2,3</sup></b>	<ul style="list-style-type: none"> <li>• Anticipated 3-4 year period</li> <li>• 100 – 125 koz</li> <li>• \$1,125 – \$1,225 /oz AISC</li> </ul>
<b>Underground Steady State<sup>2,3</sup></b>	<ul style="list-style-type: none"> <li>• 130 – 145 koz</li> <li>• \$1,000 – \$1,100 /oz AISC</li> </ul>

## KEY NOTES

### Current Status

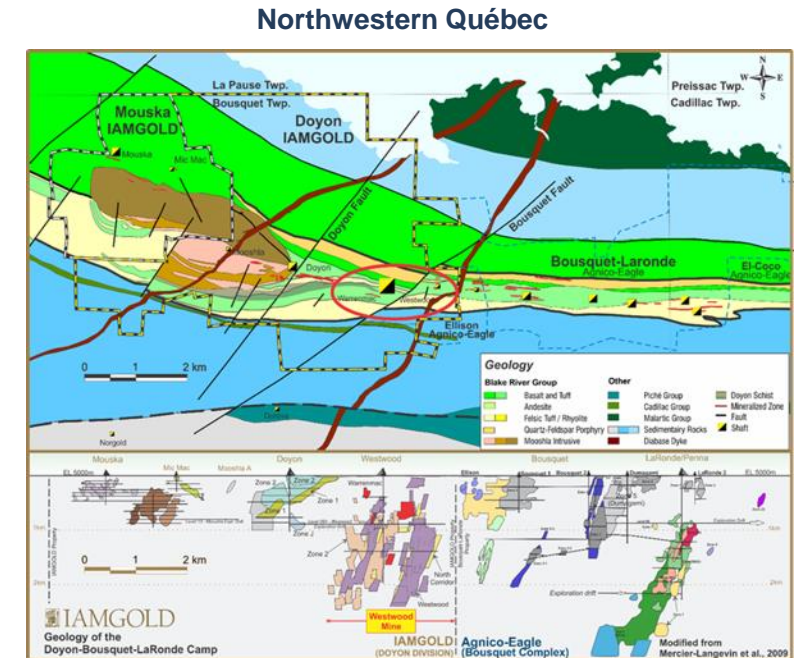
- Assessing business continuity following seismic event in the west part of the mine in 2020
- Potential to focus on near term mining in the eastern part of the mine

### Progressing Development

- Targeting safe, profitable, long life mine
- Ramp-up production and cost guidance issued<sup>2</sup>
- NI 43-101 Study delivered

### Resource Conversion

- Delineation drilling to target conversion of resources into reserves



## RESERVES AND RESOURCES<sup>2</sup> (IMG Attributable)

	Tonnes (000)	Grade (g/t)	Contained Ounces (000 Au)
<b>P&amp;P Reserves</b>	2,698	7.1	618
<b>M&amp;I Resources*</b>	4,764	10.2	1,557
<b>Inferred Resources</b>	6,384	8.6	1,771

\* Inclusive of mineral reserves

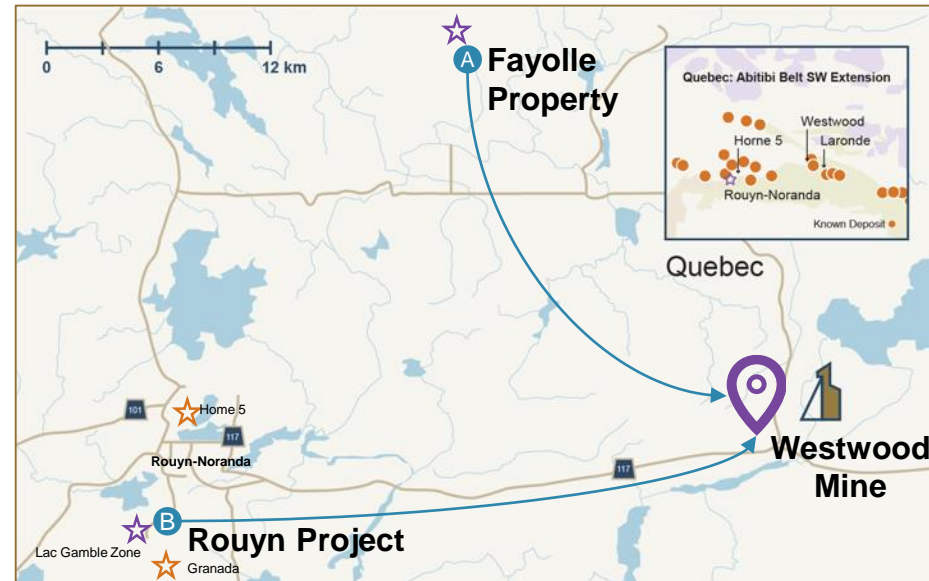
# Westwood – “Hub-and-Spoke” Model

**ATTRACTIVE DISTRICT EXPLORATION POTENTIAL<sup>1</sup> THAT COULD SUPPLEMENT EXCESS MILL CAPACITY**

## **FAYOLLE PROPERTY (OP)** A

100% ACQUIRED FROM MONARCH GOLD IN JUNE 2020

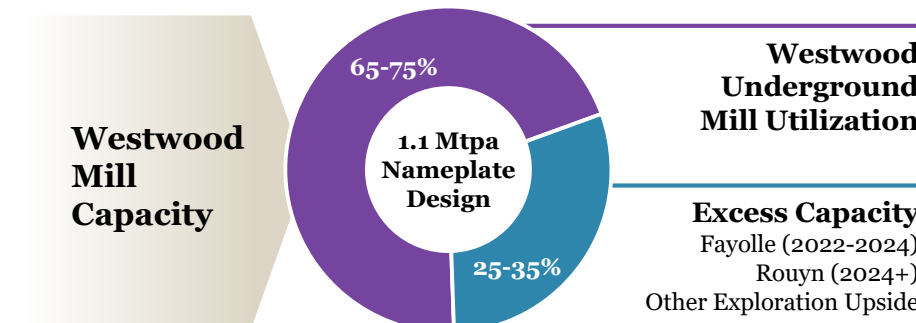
- ~35 km northeast of Rouyn-Noranda and ~29 km northwest from Westwood
- Consists of 39 mineral claims covering an area of 1,373 hectares (14 km<sup>2</sup>)
- **Excellent potential<sup>1</sup> to provide supplemental feed following depletion of Grand Duc**
- **Resource estimate work ongoing with focus on high-grade near-surface mineralization**
- **Target production 20-25koz over 2 years, commencing Q4 2022, pending permitting<sup>1</sup>**
- Historical 2019 drill highlights<sup>2</sup>:
  - FA19-103: 6.1m grading 8.37g/t
  - FA19-107: 2.7m grading 50.94g/t
  - FA19-108: 3.0m grading 37.97g/t
  - FA19-109: 4.0m grading 15.79g/t



## **ROUYN GOLD PROJECT (UG)** B

OPTION TO ACQUIRE 100% FROM YORBEAU RESOURCES

- 4 km south of Rouyn-Noranda and ~40 km west from Westwood
- Excellent access to infrastructure & skilled mining personnel
- Contains 4 known gold deposits on a 2,700 hectare property covering a 12 km stretch of the prolific Cadillac-Larder Lake Break
- **Exploration Target Potential<sup>1</sup> of 400-600koz at 6-8 g/t Au at underground Lac Gamble zone**
- **Anticipated 3-4 year permitting timeline<sup>1</sup>**
- Recent Lac Gamble drill highlights<sup>3</sup>:
  - GA20-750: 9.8m grading 27.8g/t
  - GA20-709W2: 9.8m grading 10.4g/t
  - GA19-694: 29.7m grading 9.0g/t
  - (incl.) 11.1m grading 17.5g/t



# Construction Review



# Transformational Value in Canada

## CÔTÉ GOLD – HIGHLIGHTS

- **NPV<sub>5%</sub> of \$2.5B** and **IRR of 25.9%** at US\$1,900 / oz gold<sup>1,2</sup>
  - NPV<sub>5%</sub> of \$1.1B and IRR of 15.3% at US\$1,350 / oz gold<sup>1,2</sup>
- Annual gold production **469 koz at \$693 / oz AISC**, first 6 years<sup>2</sup>
- **18+ year potential mine life**<sup>2</sup>
- **7+ Moz in reserves** at \$1,200 / oz gold price<sup>2</sup>
- **Risk mitigation – technical:** +66% detailed engineering complete
- **Risk mitigation – costs:** 55% of capital in firm bids
- Finance through **cash flows, balance sheet, credit facility**
- **Key permits and approvals in hand:**
  - Federal Fisheries Act: Sec. 35, Sec. 36 (Schedule 2)
  - Environment Assessment, Closure Plan, Leave to Construct (powerline)
  - LRIA (fish collection/habitat offsets, haul roads), ECA, Permit to take Water
- **Strong stakeholder relationships:**
  - Sumitomo Metal Mining – Joint Venture Partner
  - Indigenous and northern communities
- **District Potential:** Gosselin and Young Shannon
  - Gosselin & Young-Shannon discoveries, <2km from Côté pit
  - 540 square km exploration land package
  - Exploration Target Potential<sup>2</sup>: 3 to 5 million ounces grading 0.7 to 1.2 g/t Au



# Côte Gold: Key Project Metrics

## PROJECT HIGHLIGHTS: GO-FORWARD UPDATE<sup>1,2</sup>

(100% basis, average LOM)

Mine Life	18 years	
Open Pit Mining	70 Mtpa	
Mill Capacity	13.1 Mtpa (36,000 tpd)	
Strip Ratio (w:o)	2.7 : 1	
Gold Head Grade	0.96 g/t	
Gold Recovery	91.8%	
Total Recovered Gold	6.61 Moz	
Average Annual Production	367 koz	
Initial Capex	\$1.30B <sup>3</sup>	
Sustaining Capex	\$1.07B	
Gold Price Assumption	\$1,350/oz	\$1,700/oz
Total Cash Costs	\$600/oz	\$663/oz
AISC	\$771/oz	\$835/oz
After-Tax NPV <sub>5%</sub>	\$1.1B	\$2.0B
After-Tax IRR	15.3%	22.4%

### C\$10B\*

In estimated economic activity during the mine's operations

### C\$5B\*

In wages forecast through direct and indirect job creation

### 450

Full time, well paying jobs anticipated during operations and over 1,000 local construction jobs



IAMGOLD will be working closely with Indigenous and Northern communities to build and operate the project

\* Figures referenced (C\$10B in estimated economic activity during the mine's operations and C\$5B in wages) from independent report conducted by RIAS July 13, 2018.

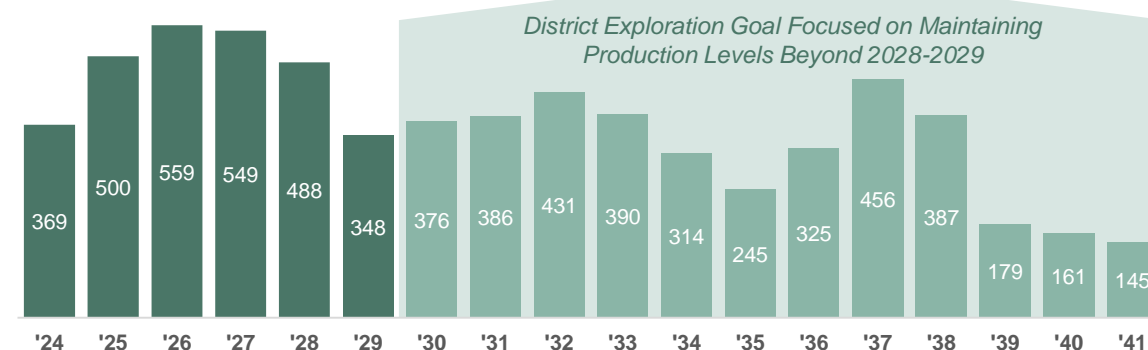
## MEANINGFUL SCALE & MINE LIFE<sup>4,5</sup>

469 KOZPA  
First 6 years



367 KOZPA  
Life-of-mine

(100% Gold Production, koz)

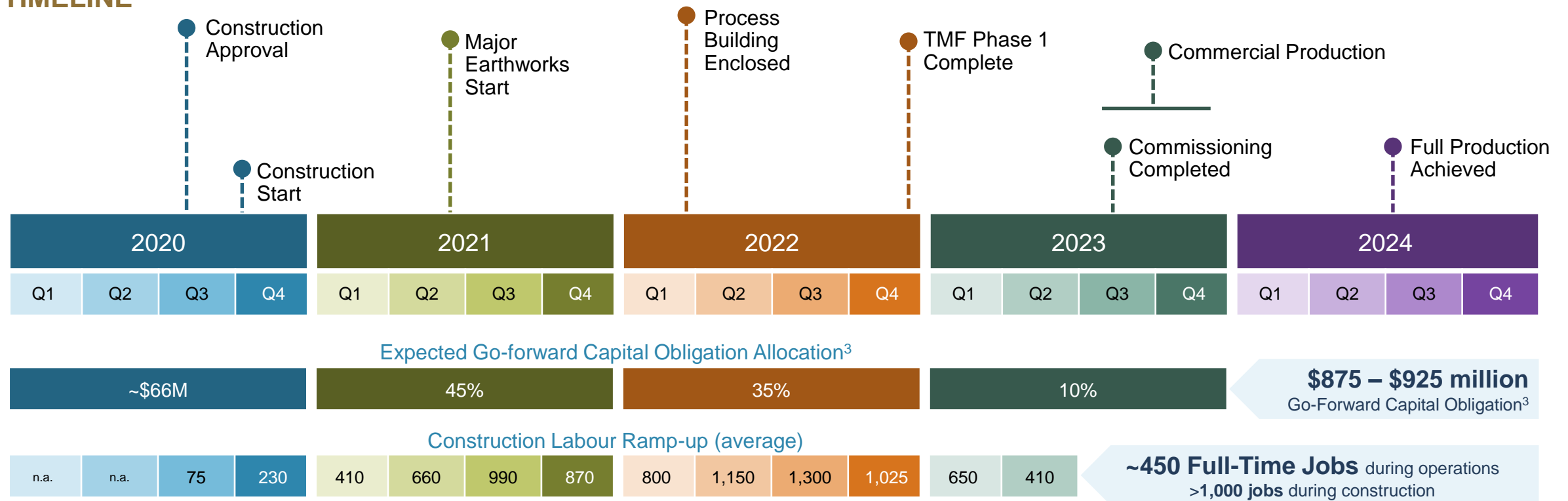


# Project Timeline – Key Milestones

## EXECUTION PLAN

- **Construction commenced** at Côté in **early September** following ground-breaking ceremony
  - Fish salvage, construction camp preparation and road access development
  - Activities ramp-up into Q4 2020 with **~66% project engineering** now complete

## TIMELINE



# Ground-breaking & Site Preparation



**GROUND-BREAKING CEREMONY**

**TREE CLEARING – 456 HECTARES COMPLETED**



**FISH RELOCATION IN TMF AREA**

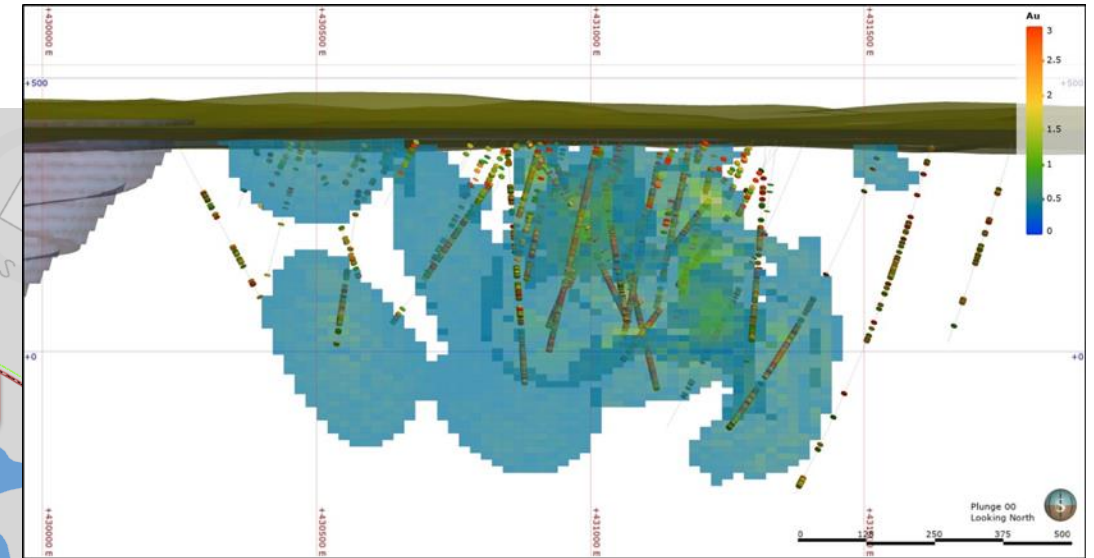
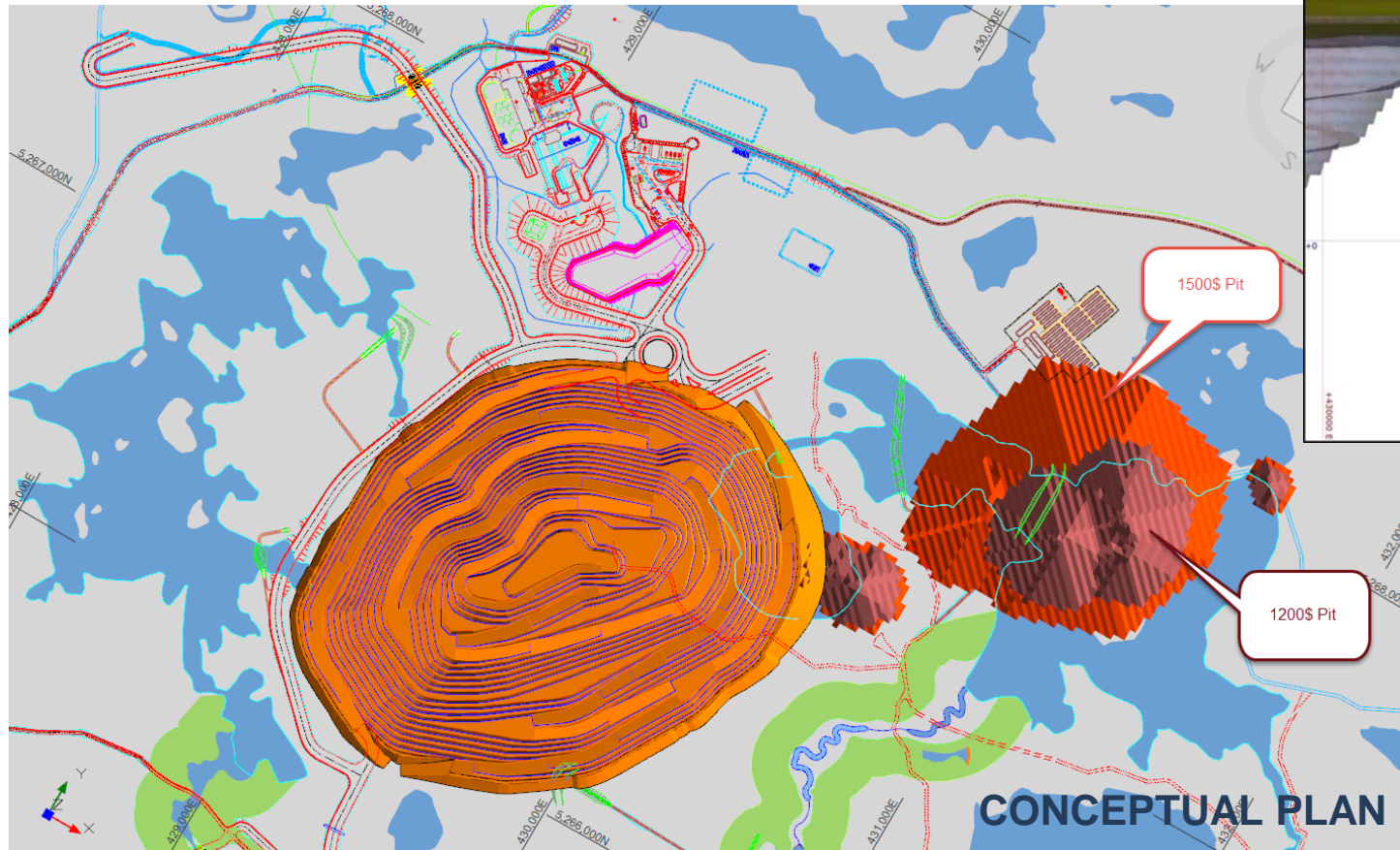
---

# Development and Exploration Projects



# Exploration Potential at Côte

GOSSELIN, YOUNG-SHANNON 1.5 KM NORTHEAST OF CÔTÉ



## Gosselin Drill Hole Highlights<sup>1</sup>

- GOS19-17: 342.5 metres grading 0.98 g/t Au
  - includes: 225.0 metres grading 1.34 g/t Au
- GOS19-24: 412.0 metres grading 1.28 g/t Au
  - includes: 221.4 metres grading 1.47 g/t Au

**Exploration Target Potential\*:** 3 to 5 million ounces grading @ 0.7 to 1.2 g/t Au  
(Targeting maiden resource in 2021)

# Boto Gold – High Margin Investment in Prospective District

## OVERVIEW

<b>Location</b>	• Senegal, West Africa
<b>Ownership</b>	• 90% IAMGOLD / 10% Gov't of Senegal
<b>Highlights</b>	<ul style="list-style-type: none"> <li>• Along same trend as B2Gold's Fekola Mine in Mali</li> <li>• Mining permit received December 23, 2019 for an initial period of 20 years<sup>1</sup></li> <li>• De-risking for future construction decision (estimated 13 month pre-production period)</li> </ul>

## RESERVE AND RESOURCE<sup>1</sup>

(100% Basis)

	<b>Tonnes (000)</b>	<b>Grade (g/t)</b>	<b>Contained Ounces (000 Au)</b>
<b>Probable Reserves</b>	29,040	1.7	1,593
<b>Measured &amp; Indicated *</b>	40,567	1.6	2,033
<b>Inferred</b>	8,196	1.8	469

\* Inclusive of Reserves

## OPTIMIZATION STUDY HIGHLIGHTS<sup>1</sup>

(100% Basis)

<b>Mining:</b> open pit	Mine Capacity: 38 Mtpa
<b>Process:</b> crush, grind, gravity, leach, CIP (hard rock equivalent)	Mill Capacity: 2.7 Mtpa (HR equivalent)
<b>LOM Average Annual Gold Production</b>	130,000 oz
<b>Average Annual Gold Production (years 1-6)</b>	160,000 oz
<b>LOM Average Recovery Rate</b>	89.4%
<b>Mine Life</b>	11 years
<b>LOM Average Total Cash Costs</b>	\$778/oz
<b>LOM Average AISC</b>	\$842/oz
<b>Average Grade</b>	1.71 g/t Au
<b>Average LOM Strip Ratio</b>	7.5 : 1
<b>Estimated capital expenditure</b>	
<b>Initial Capital</b>	\$271 million
<b>Sustaining Capital</b>	\$68 million
<b>Investment metrics</b>	
<b>Gold Price Assumption</b>	\$1,350/oz
<b>After-tax NPV (6%)</b>	\$219 million
<b>After-tax IRR</b>	22.6%
<b>Payback Period</b>	3.2 years



Community market garden near Boto sponsored by IAMGOLD to help promote sustainable business ventures for the local community



Operating RC Drill Rig

# Bambouk District: Boto – Karita – Diakha-Siribaya

## BOTO GOLD PROJECT, SENEGAL

- Announced the receipt of the exploitation permit for an initial period of 20 years
- De-risking Detail Engineering and Preliminary Infrastructure construction
- Optimization Study<sup>1</sup> completed in 2019 confirms robust project economics on a standalone basis:

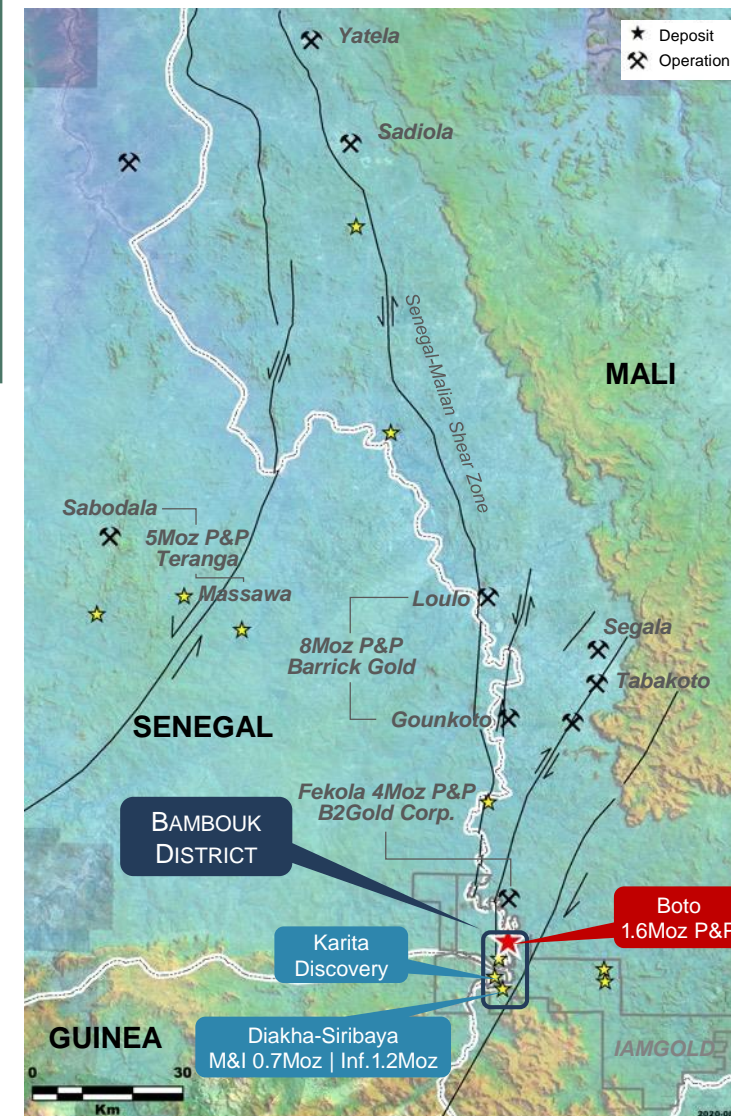
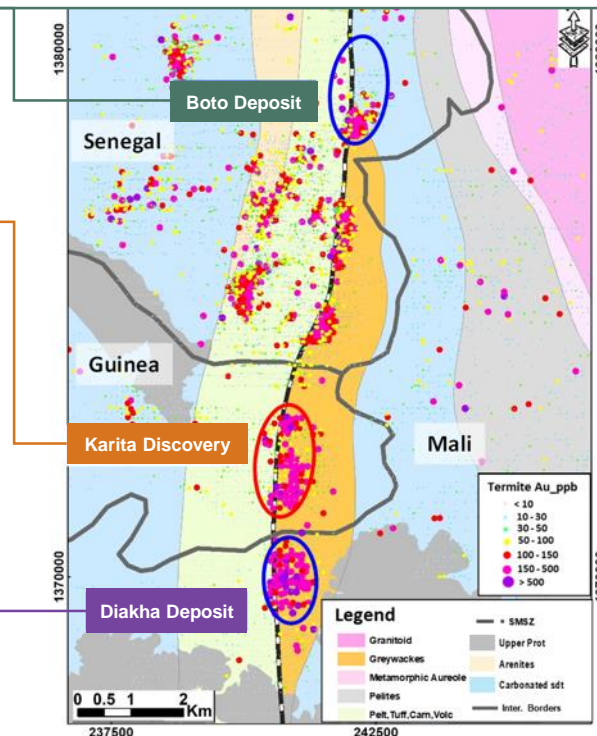
Gold Price (US\$/oz)	After-tax NPV <sub>6%</sub> <sup>1</sup> (US\$M)	After-tax IRR <sup>1</sup> (%)
\$2,000	\$732	55%
\$1,900	\$652	50%
\$1,800	\$572	45%
\$1,500	\$329	30%
<b>\$1,350</b>	<b>\$219</b>	<b>23%</b>
\$1,250	\$151	18%

## KARITA GOLD PROJECT, GUINEA

- Reported results from 2019 drilling program<sup>3</sup>, comprising 16 reverse circulation (RC) drill holes totaling 1,839 metres. Highlights included:
  - KRC19-006: 29.0 m grading 2.96 g/t Au
  - KRC19-009: 16.0 m grading 3.17 g/t Au
  - KRC19-011: 21.0 m grading 9.01 g/t Au

## DIAKHA-SIRIBAYA GOLD PROJECT, MALI

- Resource ounces increased by 57%<sup>2</sup> with a significant conversion to indicated ounces. Converted >700 koz to Indicated category



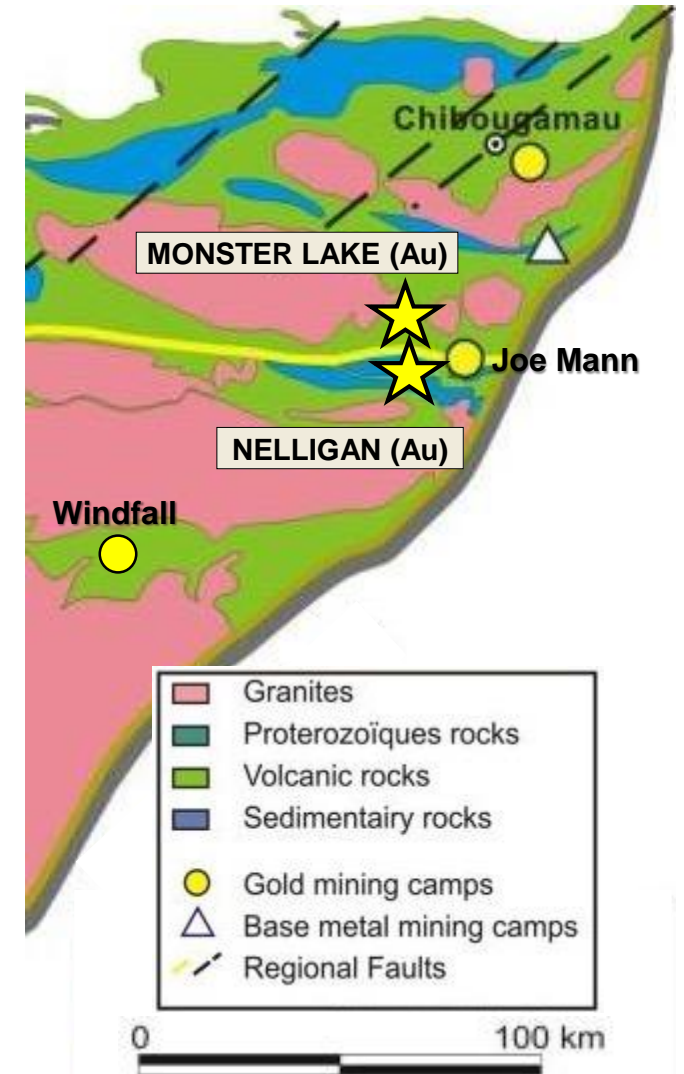
# Chibougamau: Emerging Prospective District in Quebec, Canada

## NELLIGAN (75% JV INTEREST)

- 15 kilometres south of Monster Lake
- Exercised option to increase undivided interest to 75% (from 51%), following completion of NI 43-101 Technical Report
- Completed initial resource estimate<sup>1</sup>, comprising approximately 97 million tonnes grading 1.02 g/t Au for 3.2 million ounces, on a 100% basis
- Awarded 2019 AEMQ *Discovery of the Year*
- Recent drill highlights<sup>2</sup>:
  - 39.1 metres @ 2.14 g/t Au
  - 34.5 metres @ 1.85 g/t Au

## MONSTER LAKE (100% INTEREST)

- Hosts an inferred resource<sup>1</sup> of 1.1 million tonnes grading 12.1 grams of gold per tonne for 433 thousand ounces
- Acquired remaining 25% held by TomaGold to hold 100% interest
- Recent drill highlights<sup>3</sup>:
  - 3.8 metres @ 16.9 g/t Au
  - 2.82 metres @ 5.63 g/t Au
  - 12.3 metres @ 2.09 g/t Au



# Exploration Around the World



Drill Barge at Gosselin, Ontario




IP Survey – Saramacca  
Suriname



Visible Gold in core  
Rouyn Gold Project, Québec



RC Drilling – Diakha  
Mali



Geological Field Visit  
Peru

# IAMGOLD – Positioned for Profitable Growth



---

# Appendix

# COVID-19 Measures Across Operations

## Essakane, Burkina Faso



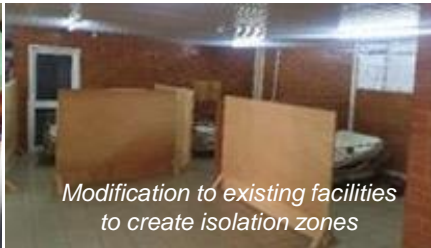
Drone Equipped with speaker used to communicate COVID awareness



Convenient handwashing stations



Regular disinfection of rooms



Modification to existing facilities to create isolation zones

Right: Respirator donations to the Burkina Faso Ministry of Health



## Rosebel, Suriname



Left: Bus pick up point incorporates social distancing and reduced numbers in each shuttle



Left: Kitchen facilities - lineups incorporate social distancing, while lunch times are staggered



Maintenance shop reconfiguration



Physical distancing at a lunchroom

## Westwood, Canada



Left: Successful first attempt to bring workers underground under new protocol, including maintaining personal distance, reducing the number of people in the cage and increasing cage runs



Left: Supervisors' booths show integration of dividers and protective screens.

Markers on floor indicate flow of movement to support social distancing



Left: GM Meetings – Physical Distancing Observed

# Reducing Input Exposure Through Hedging

	2020	2021	2022	2023
<b>Foreign Currency<sup>1</sup></b>				
Canadian dollar contracts (millions of C\$)	68	252	210	185
Rate range <sup>2</sup> (\$/C\$)	1.30 – 1.40	1.30 – 1.47	1.30 – 1.48	1.30 – 1.46
<b>Commodities<sup>1,3,4</sup></b>				
Brent oil contracts (barrels)	144	588	520	170
Contract price range (\$/barrel of crude oil)	50 – 65	54 – 65	50 – 65	50 – 65
WTI oil contracts (barrels, 000s)	120	514	573	395
Contract price range (\$/barrel of crude oil)	43 – 60	34 – 62	38 – 62	40 – 60
Gold bullion option contracts (ounces, 000s)	–	114	18	–
Contract price range (\$/ounce)	–	1,800 – 3,000	1,800 – 3,000	–

During the third quarter 2020, IAMGOLD executed zero cost collar option contracts based on the West Texas Intermediate ("WTI") benchmark, in the range of \$33.80 to \$50.00 per barrel, from January 2021 to July 2023 to hedge attributable fuel consumption related to the Côté Gold Project. These contracts represent approximately 90% of anticipated attributable fuel consumption during construction. IAMGOLD also hedged C\$65 million of the Project's Canadian dollar exposure at an average forward contract rate of \$1.3604 from April 2023 to July 2023. These contracts represent approximately 6% of the attributable Canadian dollar capital expenditures on the Project.

Subsequent to the end of the third quarter 2020, IAMGOLD added to its gold hedge position for 2021 with a zero cost collar with strike prices of \$1,600 to \$2,505 per ounce on 28,000 ounces as well as a collar with strike prices of \$1,700 to \$2,800 per ounce on 50,040 ounces, for which a premium of \$1.3 million was paid.

<sup>1</sup> The Company acted on its financial risk mitigation strategies by executing currency hedges and fuel hedges due to favourable market conditions relative to internal planning rates.

<sup>2</sup> The Company executed Canadian dollar collar options, which consist of Canadian dollar call and put options within the given range in 2020 through 2023. The Company will recognize a gain from the difference between a lower market price and the Canadian dollar call strike price. The Company will incur a loss from the difference between a higher market price and the Canadian dollar put strike price.

<sup>3</sup> The Company executed Brent and WTI collar options, which consist of Brent and WTI put and call options with strike prices within the given range in 2020 through 2023. The Company will incur a loss from the difference between a lower market price and the put strike price. The Company will recognize a gain from the difference between a higher market price and the call strike price.

<sup>4</sup> The Company executed Gold collar options, which consist of Gold put and call options with strike prices within the given range in 2021 and 2022. The Company will incur a loss from the difference between a higher market price and the call strike price. The Company will recognize a gain from the difference between a lower market price and the put strike price.

# Reserves & Resources (Year-over-Year)

## ATTRIBUTABLE CONTAINED GOLD (000S OZ)

As at December 31<sup>st</sup>, 2019

	2019	Change	2018
<b>Proven and Probable Mineral Reserves<sup>1</sup></b>	<b>16,706</b>	(6%)	17,864
<b>Measured and Indicated Mineral Resources<sup>2,3</sup></b>	<b>27,164</b>	(2%)	27,850
<b>Inferred Resources</b>	<b>11,965</b>	38%	8,668

- *Mineral reserves have been estimated at December 31, 2019 using a gold price of \$1,200 per ounce for the Company's owned and operated mines and development projects.*
- *Mineral resources have been estimated at December 31, 2019 using a gold price of \$1,500 per ounce for Essakane, Rosebel, and resource-stage projects and \$1,200 per ounce for Westwood.*
- *Sadiola reserves and resources have been estimated by our joint venture partner using \$1,200 per ounce and \$1,400 per ounce, respectively.*

<sup>1</sup> Detail behind the gold price assumptions used to determine reserves and resources can be found in the Reserves and Resources section of the IAMGOLD MD&A.

<sup>2</sup> Measured and indicated gold resources are inclusive of reserves.

<sup>3</sup> In mining operations, measured and indicated resources that are not mineral reserves are considered uneconomic at the price used for reserves estimations, but are deemed to have a reasonable prospect of economic extraction.

# Gold Mineral Reserves

## 100% BASIS RESERVES

As at December 31, 2019	Proven			Probable		
	Tonnes (000s)	Grade (g/t)	Contained Ounces (000s)	Tonnes (000s)	Grade (g/t)	Contained Ounces (000s)
<b>Rosebel<sup>1</sup></b>	29,522	0.6	574	92,356	1.0	2,947
<b>Saramacca<sup>1</sup></b>	111	0.5	2	26,090	1.8	1,531
<b>Essakane<sup>1</sup></b>	—	—	—	124,713	1.0	3,805
<b>Westwood<sup>1,4</sup></b>	1,196	8.1	313	4,073	6.7	871
<b>Sadiola<sup>2,5</sup></b>	—	—	—	59,751	2.0	3,860
<b>Côte Gold<sup>3</sup></b>	139,253	1.0	4,640	93,747	0.9	2,644
<b>Boto Gold<sup>1</sup></b>	—	—	—	29,040	1.7	1,593
<b>Total proven reserves</b>	170,082	1.0	5,529			
<b>Total probable reserves</b>				429,770	1.3	17,251
<b>Total proven and probable reserves</b>				<b>599,852</b>	<b>1.2</b>	<b>22,780</b>

1 Rosebel, Saramacca, Essakane, Westwood and Boto Gold mineral reserves have been estimated as of December 31, 2019 using a \$1,200/oz gold price.

2 Mineral reserves at Sadiola have been estimated as of December 31, 2019 using an average of \$1,200/oz gold price and have been estimated in accordance with the JORC code.

3 Côte Gold Mineral Reserves have been estimated as of December 31, 2018 using a \$1,200/oz gold price.

4 The Company released an updated reserve and resource estimate for Westwood – please refer to IAMGOLD news release dated August 5, 2020.

5 The Company completed the sale of Sadiola – please refer to IAMGOLD news release dated December 30, 2020.

# Gold Mineral Reserves

## ATTRIBUTABLE RESERVES

As at December 31, 2019	Proven			Probable		
	Tonnes (000s)	Grade (g/t)	Contained Ounces (000s)	Tonnes (000s)	Grade (g/t)	Contained Ounces (000s)
<b>Rosebel (95%)<sup>1</sup></b>	28,046	0.6	545	87,738	1.0	2,800
<b>Saramacca (66.5%)<sup>1</sup></b>	74	0.5	1	17,350	1.8	1,018
<b>Essakane (90%)<sup>1</sup></b>	—	—	—	112,242	1.0	3,425
<b>Westwood (100%)<sup>1,4</sup></b>	1,196	8.1	313	4,073	6.7	871
<b>Sadiola (41%)<sup>2,5</sup></b>	—	—	—	24,498	2.0	1,583
<b>Côte Gold (64.75%)<sup>3</sup></b>	90,166	1.0	3,004	60,701	0.9	1,712
<b>Boto Gold (90%)<sup>1</sup></b>	—	—	—	26,136	1.7	1,434
<b>Total proven reserves</b>	119,482	1.0	3,864			
<b>Total probable reserves</b>				332,738	1.2	12,842
<b>Total proven and probable reserves</b>				<b>452,220</b>	<b>1.1</b>	<b>16,706</b>

1 Rosebel, Saramacca, Essakane, Westwood and Boto Gold mineral reserves have been estimated as of December 31, 2019 using a \$1,200/oz gold price

2 Mineral reserves at Sadiola have been estimated as of December 31, 2019 using an average of \$1,200/oz gold price and have been estimated in accordance with the JORC code.

3 Côte Gold Mineral Reserves have been estimated as of December 31, 2018 using a \$1,200/oz gold price.

4 The Company released an updated reserve and resource estimate for Westwood – please refer to IAMGOLD news release dated August 5, 2020.

5 The Company completed the sale of Sadiola – please refer to IAMGOLD news release dated December 30, 2020.

# Gold Mineral Resources<sup>1,2</sup>

(Measured and indicated resources are inclusive of proven and probable reserves)

## 100% BASIS RESOURCES

As at December 31, 2019	Measured			Indicated			Inferred		
	Tonnes (000s)	Grade (g/t)	Contained Ounces (000s)	Tonnes (000s)	Grade (g/t)	Contained Ounces (000s)	Tonnes (000s)	Grade (g/t)	Contained Ounces (000s)
<b>Rosebel</b> <sup>3</sup>	35,276	0.6	698	247,210	0.9	7,397	64,191	0.9	1,785
<b>Saramacca</b> <sup>3</sup>	111	0.5	2	27,509	2.0	1,752	11,689	0.7	270
<b>Essakane</b> <sup>3</sup>	—	—	—	150,693	1.0	4,688	12,586	1.1	446
<b>Gossey</b> <sup>4</sup>	—	—	—	10,454	0.9	291	2,939	0.9	85
<b>Westwood</b> <sup>5,9</sup>	925	12.1	359	4,133	8.3	1,108	6,174	8.6	1,698
<b>Sadiola</b> <sup>6</sup>	—	—	—	113,725	1.9	6,793	17,643	1.7	956
<b>Côte Gold</b> <sup>3</sup>	152,100	1.0	4,720	213,400	0.8	5,480	189,600	0.6	3,820
<b>Boto Gold</b> <sup>3</sup>	—	—	—	40,567	1.6	2,033	8,196	1.8	469
<b>Nelligan</b> <sup>3</sup>	—	—	—	—	—	—	96,990	1.0	3,194
<b>Monster Lake</b> <sup>4</sup>	—	—	—	—	—	—	1,110	12.1	433
<b>Eastern Borosi</b> <sup>7</sup>	—	—	—	—	—	—	4,418	5.7	812
<b>Pitangui</b> <sup>3</sup>	—	—	—	3,330	4.4	470	3,559	3.8	433
<b>Diakha-Siribaya</b> <sup>4</sup>	—	—	—	18,031	1.3	744	23,179	1.6	1,176
<b>Total measured resources</b>	188,412	1.0	5,779						
<b>Total indicated resources</b>				829,052	1.2	30,756			
<b>Total measured and indicated resources<sup>1,2</sup></b>				<b>1,017,464</b>	<b>1.1</b>	<b>36,535</b>			
<b>Total inferred resources<sup>2</sup></b>							<b>442,273</b>	<b>1.1</b>	<b>15,577</b>

<sup>1</sup> In mining operations, measured and indicated resources that are not mineral reserves are considered uneconomic at the price used for reserve estimations but are deemed to have a reasonable prospect of economic extraction.

<sup>2</sup> Although "measured resources", "indicated resources" and "inferred resources" are categories of mineralization that are recognized and required to be disclosed under Canadian regulations, SEC Industry Guide 7 does not recognize them. Disclosure of contained ounces is permitted under Canadian regulations; however, SEC Industry Guide 7 generally permits resources to be reported only as in place tonnage and grade. See "Cautionary Note to U.S. Investors Regarding Disclosure of Mineral Reserve and Mineral Resource Estimates".

<sup>3</sup> Rosebel, Saramacca, Essakane, Côte Gold, Boto Gold, Nelligan, and Pitangui mineral resources have been estimated as of December 31, 2019 using a \$1,500/oz gold price and have been estimated in accordance with NI 43-101.

<sup>4</sup> Gossey, Monster Lake, and Diakha-Siribaya mineral resources have been estimated as of December 31, 2018 using a \$1,500/oz gold price and have been estimated in accordance with NI 43-101.

<sup>5</sup> Westwood mineral resources have been estimated as of December 31, 2019 using a 5.5 g/t gold cut-off over a minimum width of 2.4 metres and have been estimated in accordance with NI 43-101.

<sup>6</sup> Mineral resources at Sadiola have been estimated as of December 31, 2019 using an average of \$1,400/oz gold price and have been estimated in accordance with the JORC code. The Company completed the sale of Sadiola – please refer to IAMGOLD news release dated December 30, 2020. <sup>7</sup> Calibre Mining Corp. acquired 100% ownership of the Eastern Borosi project from IAMGOLD – please refer to Calibre Mining news release dated August 13, 2020.

<sup>8</sup> Due to rounding, numbers presented throughout this document may not add up precisely to the totals.

<sup>9</sup> The Company released an updated reserve and resource estimate for Westwood – please refer to IAMGOLD news release dated August 5, 2020.

# Gold Mineral Resources<sup>1,2</sup>

(Measured and indicated resources are inclusive of proven and probable reserves)

## ATTRIBUTABLE RESOURCES

As at December 31, 2019	Measured			Indicated			Inferred		
	Tonnes (000s)	Grade (g/t)	Contained Ounces (000s)	Tonnes (000s)	Grade (g/t)	Contained Ounces (000s)	Tonnes (000s)	Grade (g/t)	Contained Ounces (000s)
<b>Rosebel (95%)<sup>3</sup></b>	33,512	0.6	663	234,850	0.9	7,027	60,981	0.9	1,696
<b>Saramacca (66.5%)<sup>3</sup></b>	74	0.5	1	18,293	2.0	1,165	7,773	0.7	180
<b>Essakane (90%)<sup>3</sup></b>	—	—	—	135,624	1.0	4,219	11,327	1.1	401
<b>Gossey (90%)<sup>4</sup></b>	—	—	—	9,409	0.9	262	2,645	0.9	77
<b>Westwood (100%)<sup>5,9</sup></b>	925	12.1	359	4,133	8.3	1,108	6,174	8.6	1,698
<b>Sadiola (41%)<sup>6</sup></b>	—	—	—	46,627	1.9	2,785	7,233	1.7	392
<b>Côte Gold (64.75%)<sup>3</sup></b>	98,485	1.0	3,056	138,177	0.8	3,548	122,766	0.6	2,473
<b>Boto Gold (90%)<sup>3</sup></b>	—	—	—	36,510	1.6	1,830	7,376	1.8	422
<b>Nelligan (75%)<sup>3</sup></b>	—	—	—	—	—	—	72,743	1.0	2,396
<b>Monster Lake (75%)<sup>4</sup></b>	—	—	—	—	—	—	832	12.1	325
<b>Eastern Borosi (51%)<sup>7</sup></b>	—	—	—	—	—	—	2,253	5.7	414
<b>Pitangui (100%)<sup>3</sup></b>	—	—	—	3,330	4.4	470	3,559	3.8	433
<b>Diakha-Siribaya (90%)<sup>4</sup></b>	—	—	—	16,228	1.3	669	20,861	1.6	1,058
<b>Total measured resources</b>	132,996	1.0	4,080						
<b>Total indicated resources</b>				643,180	1.1	23,084			
<b>Total measured and indicated resources<sup>1,2</sup></b>				<b>776,176</b>	<b>1.1</b>	<b>27,164</b>			
<b>Total inferred resources<sup>2</sup></b>							<b>326,525</b>	<b>1.1</b>	<b>11,965</b>

<sup>1</sup> In mining operations, measured and indicated resources that are not mineral reserves are considered uneconomic at the price used for reserve estimations but are deemed to have a reasonable prospect of economic extraction.

<sup>2</sup> Although "measured resources", "indicated resources" and "inferred resources" are categories of mineralization that are recognized and required to be disclosed under Canadian regulations, SEC Industry Guide 7 does not recognize them. Disclosure of contained ounces is permitted under Canadian regulations; however, SEC Industry Guide 7 generally permits resources to be reported only as in place tonnage and grade. See "Cautionary Note to U.S. Investors Regarding Disclosure of Mineral Reserve and Mineral Resource Estimates".

<sup>3</sup> Rosebel, Saramacca, Essakane, Côte Gold, Boto Gold, Nelligan, and Pitangui mineral resources have been estimated as of December 31, 2019 using a \$1,500/oz gold price and have been estimated in accordance with NI 43-101.

<sup>4</sup> Gossey, Monster Lake, and Diakha-Siribaya mineral resources have been estimated as of December 31, 2018 using a \$1,500/oz gold price and have been estimated in accordance with NI 43-101.

<sup>5</sup> Westwood mineral resources have been estimated as of December 31, 2019 using a 5.5 g/t gold cut-off over a minimum width of 2.4 metres and have been estimated in accordance with NI 43-101.

<sup>6</sup> Mineral resources at Sadiola have been estimated as of December 31, 2019 using an average of \$1,400/oz gold price and have been estimated in accordance with the JORC code. The Company completed the sale of Sadiola – please refer to IAMGOLD news release dated December 30, 2020. <sup>7</sup> Calibre Mining Corp. acquired 100% ownership of the Eastern Borosi project from IAMGOLD – please refer to Calibre Mining news release dated August 13, 2020.

<sup>8</sup> Due to rounding, numbers presented throughout this document may not add up precisely to the totals.

<sup>9</sup> The Company released an updated reserve and resource estimate for Westwood – please refer to IAMGOLD news release dated August 5, 2020.



**Indi Gopinathan**, VP, Investor Relations & Corporate Communications  
416-388-6883

**Philip Rabenok**, Senior Analyst, Investor Relations  
647-967-9942